

**REQUEST FOR BUDGETARY ESTIMATE FOR OFFICE FURNITURE ITEMS FOR ADVANCED
NEUROSCIENCE, PGIMER, CHANDIGARH**

Ref.: HSCC/PGIMER-Chandigarh/Office Furniture/2024, Date: 07/02/2024

HSCC (India) Ltd. intends to invite on-line bids from eligible bidders, in single stage two bid system for Supply, Installation testing and commissioning of Office Furniture items for Advanced Neuroscience, PGIMER, Chandigarh, Punjab.

Technical Specifications and Bill of Quantity proposed for Office Furniture items are annexed herewith. It is requested to submit the Budgetary Quotation of the Office Furniture items with inclusive of all taxes & duties, 3 Years warranty and freight from warehouse to consignee location i.e. PGIMER, Chandigarh, Punjab.

The quotation should be on Company Letter Head with sign and stamp as per the BOQ format enclosed and should be submitted in both Hard & Soft Copy within 5 days of issue of this Notice at the following address:

Chief General Manager (Procurement)
Furniture Department
HSCC (India) Ltd.,
E-6(A), Sector-1,
Noida (U.P.) - 201301.

Soft copy may please be sent to: pk_bhatia@hsccltd.co.in, l_singh@hsccltd.co.in

Chief General Manager (Procurement),
HSCC (India) Ltd.

Technical Specification of Furniture Items for Advanced Neuro Science at PGIMER, Chandigarh

1. Stainless Steel Chair.



Supply of Stainless steel Chair for patient attendant with steel frame, armrest and back rest seat without cushion.

Chair Type: with arm rest , back rest

Frame Material: STAINLESS STEEL 304

Frame Type: Four Legs, Size of Material (mm): 16 SWG 30 mm round pipe with 1.2 mm thickness, Chair Height ± 15 (mm): 850mm, Seat Depth ± 10 (mm): 550mm, Seat Width ± 10 (mm): 550 mm, Seat Height IN MM ± 5 (mm): 480 mm, Backrest Width ± 10 (mm): 450 mm, Backrest Height ± 10 (mm): 450 mm, Arm Length ± 5 (mm): 350 mm

Chair for patient attendant as approved by engineer in-charge/employer.

Safe working load is 200 kg.

Stainless Steel Chair As approved by engineer in-charge/employer.

to maintain standard quality products bidders/OEM must have following quality Certificates: ISO 9001, ISO 14001, ISO 45001 & ISO 50001, AIOTA office furniture, IGBC, BIFMA Membership.

2. 3 Seater waiting Chair



The seat and back to be made up of high density self skin PU Foam reinforced with 3 mm MS perforated sheet insert. The PU Foam having density of 680 +/- 10 Kg/m³ with hardness of 55 +/-5. Seat Size :52.0 cm (W) X 46.5 cm (D). Back Size : 52.0 cm (W) X 51.5 cm (H). Cross Beam made up of black powder coated MS ERW square tube of size 6.0+/- 0.05cm X 6.0+/- 0.05cm X 0.018+/-0.016 cm thick fitted with polypropylene end caps. Legs & Armrest made up of powder coated High pressure Aluminum Die cast. Thickness of material of Arms 1.8 mm, Thickness of material of Legs 2.0 mm, Legs are fitted with Soft grip PVC level adjusting shoes. To maintain the standard quality products bidders/OEM must have following quality Certificates: Valid Factory License, ISO 9001, ISO 14001, ISO 50001 & ISO 45001, AIOTA, IGBC, BIFMA Membership. **.3 seater waiting chair as approved by engineer in-charge/employer.**

3. Mid Back Chair



1)SEAT/BACK ASSEMBLY: The Cushioned seat should be made of Injection molded Plastic outer & inner. Plastic Inner should be upholstered with stitched cover and moulded High Resilience Polyurethane foam of Density 45 ± 2 kg/m³, and hardness load 16 ± 2 kgf for 25% compression. The stitched cover should be made from spacer fabric and leatherette. Cushioned back should be made of PU Foam with insitu molded MS E.R.W Round Tube of size 1.9 ± 0.03 cm x 0.16 ± 0.0128 cm. It upholstered with spacer fabric and leatherette. Seat SIZE 47.0 cm.(W)x 48.0 cm. (D)

2)BACK ASSEMBLY: The Cushioned back is made of PU Foam with insitu molded MS E.R.W Round Tube of size 1.9 ± 0.03 cm x 0.16 ± 0.0128 cm. It upholstered with spacer fabric and leatherette.

BACK SIZE : 45 cm. (W) x 60.5 cm. (D)

3)ARMRESTS The armrest top should be moulded from polyurethane(PU) and mounted on to a drop lift adjustable type tubular armrest support made of 03.81 ± 0.03 cm x 0.2 ± 0.01 cm thk MS E.R.W tube. The armrest height adjustable up to 6.5 ± 0.5 cm in 5 steps. The Armrest structure should be powder coated (DFT 40-60 micron).

4)ACTIVE BIO-SYNCHRO mechanism (FU3401/3402): The adjustable tilting mechanism should be designed with the following features:

- 360° revolving type.
- Front-pivot for tilt with feet resting on ground and continuous lumbar support ensuring more comfort.
- Tilt tension adjustment can be operated in seating position.
- 5-position Tilt limiter giving option of variable tilt angle to the chair.
- Seat/back tilting ratio of 1: 2
- The mechanism housing should be made up of HPDC Aluminium black powder coated.

5)SEAT DEPTH ADJUSTMENT Seat depth adjustment should be integrated in the seat through a sliding mechanism. Seat depth adjustment range should be of 6.0 ± 0.5 cm.

6) ADJUSTABLE BACK SUPPORT Back Frame should be connected to the Up/Dn mechanism housed in Plastic T spine. It can be adjusted in the range of 7.42 ± 0.5 cm for the comfortable back support to suit individual need.

7)PNEUMATIC HT. ADJUSTMENT The pneumatic ht adjustment has an adjustment stroke of 10.0 ± 0.3 cm.

8)PNEUMATIC HT. ADJUSTMENT (FU3401/3402): The pedestal is injection moulded in black 33% glass-filled Nylon 66 and fitted with 5 nos. twin wheel castors. The pedestal is 66.1 ± 0.5 cm. pitch-center dia. (76.1 ± 1.0 cm. With castors.)

9) TWIN WHEEL CASTOR : 5 Nos. twin wheel castors should be injection moulded in plastic having 6.0 ± 0.1 cm wheel Diameter and assembled to pedestal.

Overall Dimensions of Chair

Seat Height - 44.4 - 54.4 cm.

Height - 98.6 - 116.1 cm.

Width- 76.1 cm and Depth- 76.1 cm

To maintain the standard quality products bidders/OEM must have following quality Certificates: Valid Factory License, ISO 9001, ISO 14001, ISO 50001 & ISO 45001, AIOTA, IGBC, BIFMA Membership and Green Pro (CII) of offered product. chair **As approved by engineer in-charge/employer.**

4. Computer Table



Supply Installation of computer table with key board tray, one storage shelf, one pencil drawer and one CPU storage, table top: Size 1200mmx600mmx750mm, Table top and side panel and middle panel shall be made of 25 mm thick Pre-Laminated MDF Board conforming to as per IS 14587: 1998, Grade II corresponding to IS 12406:2003, with E1 grade laminate with zero urea formaldehyde emissions ($\leq 8\text{mg}/100\text{ g}$ oven dry board-perforated method) for better in-house quality. This should comply with (EN 120-1992). All the edges of work surface shall be provided with machine pressed 2 mm thick PVC lipping glued with hot melt EVA glue. a sliding key board tray shall be made of 18mm thick Pre-Laminated MDF Board of size 724mmx450mm. The gap between table top and tray shall be 100 mm. Key board tray shall slide smoothly on sliding channel duly powder coated having nylon roller arrangement and a pencil tray drawer shall be made of 18mm thick Pre-Laminated MDF Board of size: 110 mm (H) x 380 mm (W). drawers with Double extension precision ball slide and centrally locked with a single key. All Hardware Make: Hettich (Handles, Slides, Hinges, Drawer Channel), MDF Board and Laminate Make: (Century/Action Tesa/Merino/Greenlam), To maintain the standard quality products bidders/OEM must have following quality Certificates: Valid Factory License, ISO 9001, ISO 14001, ISO 50001 & ISO 45001, AIOTA, IGBC, BIFMA Membership and Green Pro (CII) of offered product. table **As approved by engineer in-charge/employer.**


5. Almirha



Providing and placing of Steel Almirha overall size: 916mm(W)x486mm(D)x1980mm(H) with welded construction. Almirah shall be made of CRCA 'D' grade high yield strength, CRCA sheets conforming to grade as per CRI of IS 513 (part-1):2016, It should have 4 Nos. shelves with thickness of 1.0 mm, Back thickness of 1.0 mm, Door thickness of 1.0 mm (high yield strength) and stiffener shall be provided in door up to full height, Width of stiffener : 115 mm, Stiffener sheet thickness: 0.8 mm and all other components shall have thickness of 1.0 mm. The Steel Almirah should have a Mazak handle and Three way locking mechanism with Shooting Bolts. It should have a height wise adjustable shelves mounting which shall have a Uniformly distributed load (UDL) for shelves: 80 Kg. Almirah also have a M10 Screw type Leveler with Hex plastic base, Number of hinges (for each door): 03 Nos. Hinges sheet thickness: 2 mm, Pedestal height (± 5 mm): 125 mm, The finishing shall include Epoxy powder coated with thickness of 50 microns (+/- 10%). Powder coating : Conforming to IS: 13871. It should sustain Salt Spray test to withstand more than 1000 hours as per IS-101, Pencil scratch hardness more than 2H, Adhesion as per DIN 53152

Standards. To maintain the standard quality products bidders/OEM must have following quality Certificates: Valid Factory License, ISO 9001, ISO 14001, ISO 50001 & ISO 45001, AIOTA, IGBC, BIFMA Membership and Green Pro (CII) of offered product. **Steel Almirah as approved by engineer in-charge/employer.**

6. Lockers (8 Locker in Each set)



Overall size of 4 Door PLU - Lkr (Base) shall be 910mm(W)x480mm(D)x1900mm(H) +/- 5mm Stiffened pedestal height should not be more than 125mm and should not be projected out from lockers. Number of compartments must be 8. Stackability shall have add - on units that can be stacked width wise to form bank of lockers having common side panel. Non-welded hinges with removable hinge pins should be provided. Locking shall have 10 Lever cam lock with lock lever plus option of hasp arrangement and duplicate key should be provided. Material shall be conforming to commercial quality CR-1, Grade 340 of IS 513:2008(reaffirmed 2013) (fifth revision) Adt.no.1. Sheet thickness of body, back shelves, pedestal and door must be 0.8mm. Construction shall be Rigid Knockdown construction, shelf shall be uniformly distributed load capacity per each shelf level is 35 Kg maximum. Finish shall be epoxy polyester powder coated to the thickness of 50 microns. Handle/Label holder shall be Electroplated Mild Steel handle/label. Ventilation shall be attractive punched pattern for ventilation. To maintain the standard quality products bidders/OEM must have following quality Certificates: Valid Factory License, ISO 9001, ISO 14001, ISO 50001 & ISO 45001, AIOTA, IGBC, BIFMA Membership and Green Pro (CII) of offered product. locker as **approved by engineer in-charge/employer.**

7. Sofa Cum Bed



Overall Size : a) In sofa condition:- Length : 200 cm Width : 104.5cm Height : 97.5cm Seat Height : 46.5cm

b) In bed condition:-Length : 200cm Width : 155cm Height : 77.5cm Seat Height : 46.5cm.

- SEAT FOAM : The seat is made of PU foam with Density 28 ± 2 kg/cu. mtr having an additional top layer of super soft PU foam in Density 32 ± 2 kg/cu. upholstered with fabric or leatherette. Seat Cushion Thickness ± 3 (mm): 150mm

- 2) BACK FOAM: The back is made of PU foam with Density 28 ± 2 kg/cu. mtr with two additional top layer of super soft foam of density 32 ± 2 kg/cu. mtr, upholstered with fabric or leatherette . Backrest Cushion Thickness ± 3 (mm): 175mm, To maintain the standard quality products bidders/OEM must have following quality Certificates: Valid Factory License, ISO 9001, ISO 14001, ISO 50001 & ISO 45001, AIOTA, IGBC, BIFMA Membership. sofa cum bed **As approved by engineer in-charge/employer.**

8. High Back Chair .



1) SEAT ASSEMBLY : The Cushioned seat should be made of Injection molded Plastic outer & inner. Plastic Inner should be upholstered with leatherette and moulded High Resilience (HR) Polyurethane foam of Density 45 ± 2 kg/m³, and hardness load 16 ± 2 kgf as per IS:7888 for 25% compression.

*Seat SIZE : 47.0 cm. (W) x 48.0 cm. (D)

2) BACK ASSEMBLY: The Cushioned back should be made of PU Foam with insitu molded MS E.R.W Round Tube of size 1.9 ± 0.03 cm x 0.16 ± 0.0128 cm. It upholstered with Leatherette.

HIGH BACK SIZE: 47.7 cm. (W) x 76.4 cm

3) ARMRESTS : The armrest top should be moulded from polyurethane(PU) and mounted on to a drop lift adjustable type tubular armrest support made of 03.81 ± 0.03 cm x 0.2 ± 0.01 cm thk M.S. E.R.W tube having chrome plated finish. The armrest height adjustable up to 6.5 ± 0.5 cm in 5 steps.

4) ACTIVE BIO-SYNCHRO MECHANISM : The adjustable tilting mechanism should be designed with the following features:

- 360° revolving type.
- Front-pivot for tilt with feet resting on ground and continuous lumbar support ensuring more comfort.
- Tilt tension adjustment can be operated in seating position.
- 5-position Tilt limiter giving option of variable tilt angle to the chair.
- Seat/back tilting ratio of 1: 2
- The mechanism housing should be made up of HPDC Aluminium black powder coated.

5) SEAT DEPTH ADJUSTMENT : Seat depth adjustment should be integrated in the seat through a sliding mechanism. Seat depth adjustment range should be of 6.0 ± 0.5 cm.

6) ADJUSTABLE BACK SUPPORT: Back Frame should be connected to the Up/Dn mechanism housed in Plastic T spine. It can be adjusted in the range of 7.42 ± 0.5 cm for the comfortable back support to suit individual need.

7) PNEUMATIC HT. ADJUSTMENT: The pneumatic ht adjustment has an adjustment stroke of 10.0 ± 0.3 cm.

8) PEDESTAL ASSEMBLY: The pedestal should be High Pressure Die cast polished Aluminum and fitted with 5 nos. twin wheel castors. The pedestal should be 65.0 ± 0.5 cm. pitch-center dia. (75.0 ± 1.0 cm. With castors.)

9) TWIN WHEEL CASTORS: The twin wheel castors should be injection moulded in black PP having 6.0 ± 0.1 cm wheel Diameter.

Overall Dimensions of Chair

Seat Height -43.1-53.1cm

Height -112.7-130.2cm.

Width & Depth of Chair as measured from base - Width-76.1 cm and Depth-76.1 cm

To maintain the standard quality products bidders/OEM must have following quality Certificates: Valid Factory License, ISO 9001, ISO 14001, ISO 50001 & ISO 45001, AIOTA, IGBC, BIFMA Membership and Green Pro (CII) of offered product., chair **As approved by engineer in-charge/employer.**

9. Visitor Chair



1)SEAT/BACK ASSEMBLY: The Cushioned seat should be made of Injection molded Plastic outer & inner. Plastic Inner should be upholstered with stitched cover and moulded High Resilience Polyurethane foam of Density $45 \pm 2 \text{ kg/m}^3$, and hardness load $16 \pm 2 \text{ kgf}$ for 25% compression. The stitched cover should be made from spacer fabric and leatherette. Cushioned back should be made of PU Foam with in situ molded MS E.R.W Round Tube of size $1.9 \pm 0.03 \text{ cm} \times 0.16 \pm 0.0128 \text{ cm}$. It upholstered with spacer fabric and leatherette.

Seat SIZE : 47.0 cm. (W) x 48.0 cm. (D)

BACK SIZE : 45 cm. (W) x 60.5 cm. (D)

2)Visitor TUBULAR FRAME: The powder coated (DFT 40-60 micron) tubular frame should be cantilever type & made of $02.54 \pm 0.03 \text{ cm} \times 0.2 \pm 0.016 \text{ cm}$ thick MS ERW tube. The back connected to frame through powder coated (DFT 40-60 micron) high pressure die cast connector piece.

Overall Dimensions of Chair

Seat Height - 44.8cm.

Height - 99.5cm.

Width-60.9 cm and Depth-64.3 cm.

To maintain the standard quality products bidders/OEM must have following quality Certificates: Valid Factory License, ISO 9001, ISO 14001, ISO 50001 & ISO 45001, AIOTA, IGBC, BIFMA Membership and Green Pro (CII) of offered product.

Chair As approved by engineer in-charge/employer.

10. Work Table



Work table size: 1200mm Width x 600mm Depth x 750mm Height, The table top shall be made from 25 mm thick Pre-laminated MDF Board conforming to Grade SBG II of IS 12406/2003, side panel made from 25 mm thick Pre-laminated MDF Board conforming to Grade SBG II of IS 12406/2003, the side panels have 2 glide screws each for leveling of the desk and Modesty panel shall be made from 18 mm thick Pre-laminated MDF Board conforming to Grade SBG II of IS 12406/2003, thickness of laminate is 1 mm thick, E1 grade Pre-laminated MDF Board and laminate with zero urea formaldehyde emissions ($\leq 8\text{mg}/100\text{g}$ oven dry board-perforated method) for better in-house quality. This should comply with (EN 120-1992). All Exposed edges of pre-laminated MDF board to be sealed with 2mm thick PVC edge banding on the user side and 0.8mm thick PVC edge-banding tape pressed on top and bottom side at 200o C to be applied with the help of hot-melt glue through fit edge-banding machines. The Edge-banding of exposed area to be done in the way that there should not be any sharp edge or corner left after processing. All the exposed edges should have buffing radius of 1.5 to 2mm without affecting aesthetic value of the panel.

Mobile Pedestal Drawer Unit: Each Table should be provided with 3 drawer Wooden Mobile Pedestal having of 2 sliding Drawer and 1file Box mounted on 4 castors with front 2 castors lockable. The drawer top, and side panels including the drawer fascias is made out of 18mm thick Pre-laminated MDF board as per IS 14587(1998), the back of the drawer unit is made from 9mm thick Pre-laminated MDF board as per IS 14587(1998). The units are assembled by knockdown fittings such as Mini fix & dowels. The drawer are mounted on rollers slides to enable smooth operation of the drawer. The pedestals shall have central locking mechanism. D/C type slim Handle for Drawer and Shutter. Size of lockable castors for pedestal storage unit $\pm 2\text{ mm}$: Diameter 40 mm and height 55 mm, Mobile Pedestal size shall be 400mm W x 550mm D x 585mm H, All Hardware (Handles, Slides ,Hinges, locks, sliding channel etc) Hettich/Ebco Make. MDF Board/laminate Make: (Century/Action Tesa/Merino/Greenlam). To maintain the standard quality products bidders/OEM must

have following quality Certificates: Valid Factory License, ISO 9001, ISO 14001, ISO 50001 & ISO 45001, AIOTA, IGBC, BIFMA Membership and Green Pro (CII) of offered product. **Work Table as approved by engineer in-charge/employer**

11. Office Table with Return Unit



Supply and installation of Table size: 1800mmLX900mmWx750mmH, Primary Work Surface Made of 25mm thick pre-laminate MDF board confirming to IS-14587:1998 with Soft closing access flap with in-build power box are provided on work surface for wire management.

Secondary Work Surface Made of 25mm thick pre-laminate MDF board confirming to IS-14587:1998.

Modesty Panel Made of 25mm thick pre-laminate MDF board confirming to IS-14587:1998. Under structure Made of 25mm thick pre-laminate MDF board with approved shade confirming to IS-14587:1998, All Exposed edges of pre-laminated MDF board to be sealed with 2mm thick PVC edge banding on the user side and 0.8mm thick PVC edge-banding tape pressed on top and bottom side at 200o C to be applied with the help of hot-melt glue through fit edge-banding machines. The Edge-banding of exposed area to be done in the way that there should not be any sharp edge or corner left after processing. All the exposed edges should have buffing radius of 1.5 to 2mm without affecting aesthetic value of the panel.

ERU-LHS size shall be 1200mmWidth x 450mmDepth x 740mm Height ($\pm 10\%$ Engineering Variation). The top shall be 25 mm thick Pre-laminated MDF Board conforming to Grade SBG II of IS-14587:1998. Flat Edge duly sealed with 2 mm thick PVC beading. The Modesty

shall be 18 mm thick Pre laminated MDF Board with laminated both side 1 mm thick laminate. Edge sealed with 2 mm thick PVC Banding.

Integrated Pedestal Made of 25mm Thick Pre-laminated MDF board with approved shade confirming to IS-14587:1998, Edge banded with matching 2 mm thick PVC lipping. Drawer fronts made of 25mm thick MDF one side pre-laminate board confirming to IS-14587:1998.

Mobile Pedestal Drawer Unit: Each Table should be provided with 3 drawer Wooden Mobile Pedestal having of 2 sliding Drawer and 1file Box mounted on 4 castors with front 2 castors lockable. The drawer top, and side panels including the drawer fascias is made out of 18mm thick Pre-laminated MDF board as per IS 14587(1998), the back of the drawer unit is made from 9mm thick Pre-laminated MDF board as per IS 14587(1998). The units are assembled by knockdown fittings such as Mini fix & dowels. The drawer are mounted on rollers slides to enable smooth operation of the drawer. The pedestals shall have central locking mechanism. D/C type slim Handle for Drawer and Shutter. Size of lockable castors for pedestal storage unit ± 2 mm: Diameter 40 mm and height 55 mm, Mobile Pedestal size shall be 400mm W x 550mm D x 585mm H, All Hardware (Handles, Slides ,Hinges, locks, sliding channel etc) Hettich/Ebco Make. MDF Board/laminate Make: (Century/Action Tesa/Merino/Greenlam). To maintain the standard quality products bidders/OEM must have following quality Certificates: Valid Factory License, ISO 9001, ISO 14001, ISO 50001 & ISO 45001, AIOTA, IGBC, BIFMA Membership and Green Pro (CII) of offered product. table **As approved by engineer in-charge/employer.**

12. Steel Almirah Small



Storwel Minor plain shall have an overall size of 910mm(W)x480mm(D)x1250mm(H) with welded construction. It should have the shelf thickness of 1.0 mm, Back thickness of 0.8 mm and all other components shall be 0.9 mm thick. These components are made of CRCA 'D'grade high yield strength as per IS:513. The storwel Minor should have a Three way locking mechanism with Shooting Bolts. It should have a height wise adjustable shelf mounting (3 nos.) which shall have a Uniformly Distributed Load capacity of max 40 Kg. It

should also have a M10 Screw type Leveller with Hex plastic base. The finishing shall include Epoxy powder coated to the thickness of 50 microns (+/- 10). To maintain the standard quality products bidders/OEM must have following quality Certificates: Valid Factory License, ISO 9001, ISO 14001, ISO 50001 & ISO 45001, AIOTA, IGBC, BIFMA Membership and Green Pro (CII) of offered product. almirah **As approved by engineer in-charge/employer**

13. 4 seater Canteen Table



Supply and Installation of PU Coated 4 Seater Dining Table size shall be 1200mm Width x1100mmDepth x 750mm Height. Top shall be 25 mm thick base material shall be 25 mm MDF board On top PU painting of minimum 2H hardness with 75% glass as per color chart .Combination color graphics on the centre. Brown Laminate on bottom specially profiled edges for comfort . The Understructure shall be having bend pipe structure of MS powder coated . Pipe dia 38 mm , 2 mm thick and it shall be fitted with top by SS machine screws . Legs shall be of MS powder coated and 38 mm dia. pipe legs are fixed with understructure and table top . Glide shall be of Plastic fixed at the understructure to prevent the damage of table top during stacking, MDF Board and Laminate Make: (Century/Action Tesa/Merino/Greenlam), Dining Table as approved by engineer in-charge/employer. canteen table **As approved by engineer in-charge/employer.**

14. Canteen Chair



1. SHELL : The single piece seat back shell is made up of injection moulded high impact strength glass filled polypropylene polymer compound

* SHELL SIZE : 44.0 cm. (W) x 50.2 cm. (D) x 40.5 cm. (H)

3. S.S. UNDERSTRUCTURE OPTION (SM6) : The tubular welded frame is made from Diameter 2.22 ± 0.03 cm x 0.15 ± 0.0128 cm Stainless Steel 304 grade tube which is buff polished. The 0.16 ± 0.008 cm thick Stainless Steel 304 CRCA sheet is welded to tubes for fixing shell to the frame. The shoe is made of high impact strength polypropylene polymer compound and are fitted at the end of the tubular frame.

WIDTH (W) : 51.5 CM

DEPTH (D) : 52.5 CM

HEIGHT (H) : 81.8 CM

SEAT HEIGHT (SH) : 45.9 CM. To maintain the standard quality products bidders/OEM must have following quality Certificates: Valid Factory License, ISO 9001, ISO 14001, ISO 50001 & ISO 45001, AIOTA, IGBC, BIFMA Membership..

chair **As approved by engineer in-charge/employer**

15. 3 Seater Sofa



Supply and Installation of Three Seater Sofa • SEAT FOAM : The seat is made of PU foam with Density 28 ± 2 kg/cu. mtr having an additional top layer of super soft PU foam in Density 32 ± 2 kg/cu. upholstered with fabric or leatherette. Seat Cushion Thickness ± 3 (mm): 150mm

- 2) BACK FOAM: The back is made of PU foam with Density 28 ± 2 kg/cu. mtr with two additional top layer of super soft foam of density 32 ± 2 kg/cu. mtr, upholstered with fabric or leatherette . Backrest Cushion Thickness ± 3 (mm): 175mm

- 3) UNDERSTRUCTRE : Understructure is made up of 1.2 ± 0.1 cm. thick hot pressed plywood (moisture resistance & termite proof as per IS: 303) & pinewood of cross section devoid of major knots & surface defects 6 nos. per seat & 3.8 mm Dia zigzag spring assembly is mounted over understructure for cushioning purpose 6 nos. per seat & 3.8 mm Dia zigzag spring assembly is mounted over understructure for cushioning purpose.

- 4) LEG ASSEMBLY : It is a welded assembly made in Stainless steel (grade SS 202) tube & plate with plastic end cap. (W) 2060mm (D) 905mm(H) 855 mm seat (H) 450 mm, Sofa Leg Height ± 2 (mm): 150 mm, Sofa Leg Width / Diameter ± 2 (mm): 40 mm, Arm Height ± 5 (mm): 710mm, Arm Width ± 5 (mm): 120mm, To maintain the standard quality products bidders/OEM must have following quality Certificates: Valid Factory License, ISO 9001, ISO 14001, ISO 50001 & ISO 45001, AIOTA, IGBC, BIFMA Membership and Green Pro (CII) of offered product. Sofa: as approved by Engineer In Charge/employer.

162 Seater Sofa



Supply and Installation of Two Seater Sofa SEAT FOAM : The seat is made of PU foam with Density 28 ± 2 kg/cu. meter having an additional top layer of super soft PU foam in Density 32 ± 2 kg/cu. upholstered with fabric or leatherette. Seat Cushion Thickness ± 3 (mm): 150mm

- 2) BACK FOAM: The back is made of PU foam with Density 28 ± 2 kg/cu. mtr with two additional top layer of super soft foam of density 32 ± 2 kg/cu. mtr, upholstered with fabric or leatherette . Backrest Cushion Thickness ± 3 (mm): 175mm

- 3) UNDERSTRUCTRE : Understructure is made up of 1.2 ± 0.1 cm. thick hot pressed plywood (moisture resistance & termite proof as per IS: 303) & pinewood of cross section devoid of major knots & surface defects 6 nos. per seat & 3.8 mm Dia zigzag spring assembly is mounted over understructure for cushioning purpose 6 nos. per seat & 3.8 mm Dia zigzag spring assembly is mounted over understructure for cushioning purpose.

- 4) LEG ASSEMBLY : It is a welded assembly made in Stainless steel (grade SS 202) tube & plate with plastic end cap. (W) 1460mm (D) 905mm(H) 855 mm seat (H) 450 mm, Sofa Leg Height ± 2 (mm): 150 mm, Sofa Leg Width / Diameter ± 2 (mm): 40 mm, Arm Height ± 5 (mm): 710mm, Arm Width ± 5 (mm): 120mm, To maintain the standard quality products bidders/OEM must have following quality Certificates: Valid Factory License, ISO 9001, ISO 14001, ISO 50001 & ISO 45001, AIOTA, IGBC, BIFMA Membership and Green Pro (CII) of offered product.. Sofa: as approved by Engineer In Charge/employer.

17. Center Table



Supply and Installation of center table, CENTER TABLE GLASS: It is 10 ± 0.3 mm thick black tinted Toughened glass UV glued with bushes made in SS 202 grade for facing with understructure.

2)PISA SIDE & CENTER TABLE UNDERSTRUCTURE: It is a welded Assembly made in SS202 grade

Dia. 12 ± 0.04 as per IS:1762.

Width of table= 112.0 cm, Depth=60.0 cm, height=34.9 cm. To maintain the standard quality products bidders/OEM must have following quality Certificates: Valid Factory License, ISO 9001, ISO 14001, ISO 50001 & ISO 45001, AIOTA, IGBC, BIFMA Membership and Green Pro (CII) of offered product.

center table **As approved by engineer in-charge/employer**

18. Corner Table



Supply and Installation of center table, CENTER TABLE GLASS: It is 10 ± 0.3 mm thick black tinted Toughened glass UV glued with bushes made in SS 202 grade for fixing with understructure.

2)PISA SIDE & CENTER TABLE UNDERSTRUCTURE: It is a welded Assembly made in SS202 grade Dia. 12 ± 0.04 as per IS:1762.

Width of table= 60.0 cm, Depth=60.0 cm, height=34.9 cm. To maintain the standard quality products bidders/OEM must have following quality Certificates: Valid Factory License, ISO 9001, ISO 14001, ISO 50001 & ISO 45001, AIOTA, IGBC, BIFMA Membership and Green Pro (CII) of offered product. corner table **As approved by engineer in-charge/employer.**

19. Computer Work Station



Supply Installation of linear workstation size 1500mmWX600mmD x1200-1250mmH Providing and placing of modular partitions system coated aluminum trims and supported on Legs for better air circulation and helps in keeping floor clean. Panels Construction - Each panel consists of Vertical extrusions 2Nos and Horizontal extrusions made of 1.2mm thick aluminum with duly powder coated at every division of tile/block. Each panel have Bottom frame fabricated for 52.4mm panel comprises of L-channels made of 2mm thick CRCA steel (IS: 513), formed plates of 3mm thick HR steel (IS: 2062) & ERW steel tube of size 35x15x1.6mm thick in oval cross section (IS: 7138) welded together. The complete bottom frame shall be powder coated with an average of 50-60 microns thickness of epoxy powder coating. The Bottom Frame is bolted with the Upright verticals. Each Panel is provided with 2Nos Legs of height 120mm are fixed at the bottom frame of the panel. Legs are fabricated by CO2 welded MS Tube of section 38mm x 25mm (IS: 7138 ERW Tube, 38mm x 25mm x 16bg) with the base plate of the MS plate of 35x22x5mm (IS: 2062, 5mm HR) over which an M8 Leveller is fitted which allows for adjustment of the height by 50mm. It will be coated with 45-50micron thickness of epoxy powder coating. Each Panel

consists of 2Nos Intermediate blocks. In a 52.4mm Thick panel intermediate block shall comprise of 38mm thick paper honeycomb with 3mm MDF on each sides and 0.6mm decorative laminate on both sides. Particle board framing shall be used on outer boundary of these blocks as well as intermediately at certain locations forming conduit for passing cables. These blocks will be located in the middle bands of the panels made out of a composite construction of MDF and paper honeycomb. Each Panel consist of TOP TILES/SPLIT TILES. These tiles shall be slide in to the panels from top before fixing the top horizontal. These tiles shall be supported from top & bottom side with clips made from PP co polymer fitted in horizontal extrusion. In case of split tiles it shall be offered in Fabric magnetic tiles, Whiteboard tiles. Each Panel consists a BOTTOM TILE. These bottom tiles shall be press fitted on to the assembly frame of the panel with the help of snap on clips made of nylon-66 and support clips made from Polypropylene(PP). All partitions and side panels have levelling screws for adjustment in case of Uneven floor to take care of +/- 40 mm of uneven flooring.Tile Finishes :

a FABRIC MAGNETIC TILES: Fabric magnetic tiles shall be fabric upholstered metal tiles in 0.6 mm thick G.I. Grade O as per IS: 277. The fabrics shall be upholstered with adhesives.

- FABRIC TACK TILES: Fabric tackable tiles shall be upholstered metal tiles in 0.6mm thick G.I. grade O as per IS: 277, with Polyurethane foam in the tile for tackability. The fabric shall be upholstered with adhesives.

- WHITE BOARD TILES : White board tiles shall be made of 8.0 mm thick particle board conforming to IS: 12823 laminated with 0.6mm thick white glossy high pressure laminate on outer side & 0.6mm backing laminate on inner surface and will be having all its edges with minimum 0.5 mm thick PVC edging. Aluminium Trims : The top trims and end trims for 52.4 mm shall be made from aluminum extrusion. All kinds of extrusions for 52.4mm shall have average wall thickness of 1.2 mm & having finish of powder coating.

Top trim in 52.4mm thick panel shall be press fitted on the horizontal extrusion, it shall be slide fitted with the help of top trim connector made from PP copolymer 3530 grade.

End trim for 52.4mm thick panel shall be slide fitted with the help of end trim connector made from 2.0mm thick M.S. CRCA Grade D as per IS: 513.Wire Management - Wires shall be taken into the system through cable ducts from the junction boxes and it is carried upto the panels through concealed conduits inside the blocks. Wires runs through the system from Bottom tile and extended to the top at various locations by the help of 2 nos. vertical Cable Ducts in each panels.

Cable duct shall be made from 0.8 mm thick M.S. CRCA Grade D as per IS: 513 - 1994. It is constructed with two parts, one is body & another is cover. It holds the cables & gives aesthetic appearance by covering all cables entry, which are moving upward to the panels. Size of Cable duct is 107mm W X 154 mm H X 21 mm D. Legs - System shall also have 120 mm high powder coated welded metal legs to give the system an elevated look. Single side legs are fabricated by CO2 welded MS Tube of section 38 mm x 25 mm (IS: 7138 ERW Tube, 38 mm x 25 mm x 16bg) with the base plate of the MS plate of 35mm x 22mm x 5mm (IS: 2062, 5 mm HR) over which an M8 Leveler is fitted. End/Intermediate separator : partitions of 22.8mm thick including powder coated aluminum trims and supported on Legs for better air circulation and helps in keeping floor clean. The 22.8 mm panels are only to be used as Separator/End panels to provide additional privacy. These panels have various finishes and no cable management ability. Panel Construction : The 22.8mm End/Separator panels shall be made of horizontal and vertical uprights. These uprights and horizontals shall be made of aluminum extrusion having material AL96063-T6 & have

average wall thickness of 1.2mm & powder coated with epoxy-polyester powder. The Blocks for the End/Separator panels shall be of 16mm to 18mm thickness in the selected finish. The top most block in the panel shall be the top block of the panel. It shall be available in fabric, laminate, whiteboard, fabric metal, tackable and clear glass finishes. The 2Nos blocks in the intermediate bands shall be available in fabric or laminate finish and the lowermost block in the panel shall be the bottom block which shall be in fabric, metal or laminate finish. Tiles : Tile Finishes in End/Separator Partitions to be provided as per the site and layout approval. Finishes in these panels shall be

- **LAMINATE FINISH BLOCKS:**

Laminate finish blocks shall be made from 18mm thick particle board, clad with 1mm thick laminate of approved shade.

- **FABRIC FINISH BLOCKS:**

These shall be made from 18mm thick Pre-Laminated Particle Board upholstered with 1mm thick approved shade of fabric using adhesives.

- **WHITEBOARD BLOCKS:**

These shall be made of 16mm thick particle board laminated with 0.6mm thick white glossy high pressure laminate on both sides and having all its edges with minimum 0.5 mm thick PVC edging.

- **GLASS BLOCKS:**

These shall be made of 4mm thick toughened plain glass having diamond polish edge finish.

- **FABRIC TACKABLE BLOCKS:**

These shall be made from 18mm thick Pre-Laminated Board battens which hold 3mm MDF in between. 6mm thick Polyurethane foam shall be pasted on 3mm thick MDF and this assembly shall be upholstered with approved shade of fabric on both sides using adhesive.

- **METAL FINISH BLOCKS:**

Metal finish blocks shall be made from two components of 0.8mm thick M.S. CRCA Grade D as per IS: 513 powder coated with epoxy polyester finish. Aluminum Trims : The top trims and end trims for 22.8mm partition shall be made from aluminum extrusion having material AL96063-T6. Top trim in 22.8mm thick panel shall be slide fitted with the help of top trim connector made from PP copolymer 3530 grade. End trim for 52.4mm thick panel shall be slide fitted with the help of end trim connector made from 2.0mm thick M.S. CRCA Grade D as per IS: 513. End trim for 22.8 mm thick panel shall slide with the help of end trim connector made from nylon-66. Workstation Worktop as per the approved shape and site requirement made out of 25mm thick prelam particle board. All the open edges of work surface shall be provided with machine pressed 2 mm thick PVC lipping glued with hot melt EVA glue. The work surface shall be provided with circular cut out of Dia.65mm as per the requirement, for passing of wires. These cut outs shall be provided with ABS covers. Worksurfaces are fitted to the panels by worksurface brackets. Brackets are made of 2.0mm thick CRCA grade D steel as per IS : 513-19. Brackets are slide in between end trim and vertical extrusions. computer key board tray of 480mm (L) X 280mm (D) X 40mm(H) made out of CRCA steel as per IS : 513I made of 0.9mm thick powder coated with sliding channels and other fixtures/fittings. It should also have a sliding system for accomodating mouse. CPU Trolley of Size - 345mm(W) x 226(D) x 180mm(H) is made of 1.0 mm thick MS CRCA Sheet and Side support is made of 0.8 mm thick MS CRCA Sheet. It consists of 4Nos Non-lockable twin wheel castors are injection moulded in Black Nylon. Mobile Pedestal having 3 Drawers Unit having flat metal front and top with Central locking. The Drawer

Unit consists of 2Box and 1File Drawers. The Overall size of the Drawer Units is 450mm(W) X 435mm(D) X 646mm(H). Construction & Material of Drawer Unit : Welded Assembled of 0.8 thick CRCA for Body Shell, Drawer Front & tray, Front Side Stiffener, Rear Side Stiffener & Bottom, 1.2mm thick CRCA Top Stiffener & Bottom stiffener. Drawer Fronts & Metal Front Straight Edge. All Drawers with Double extension precision ball slide shall be provided. For Drawer pulling, side wise tapered recess provided in shell behind Drawer Fronts. Locking:10 lever Cam Lock & Central RH locking with actuator & lock channel mechanism. Top Panel : 0.8mm thick Metal Straight Edge Top. Castors : Swiveling non-lockable 4Nos Castors mounted below the body shell. The Total drawer unit is finished with Epoxy Polyester Powder coated to the thickness of 50 microns (+/-10). To maintain the standard quality products bidders/OEM must have following quality Certificates: Valid Factory License, ISO 9001, ISO 14001, ISO 50001 & ISO 45001, AIOTA, IGBC, BIFMA Membership .**Work station as approved by engineer in-charge/employer**

20. Over Head Storage



Overall Dimensions of Store Up shall be 900 mm W x 380 mm D x 785 mm H. The Construction shall be aesthetically appealing completely knock down construction made from 0.8 mm thick CRCA as per IS - 513 . Horizontal stiffener shall be made from 1.2 mm thick CRCA as per IS - 513 . The doors shall be made from 18 mm thick interior grade pre-laminated MDF board as per IS - 12823 with 0.6 mm thick decorative laminate and 0.6 mm thick backing laminate as per IS - 2046 on either side . All edges shall be duly sealed with 2 mm thick PVC edge banding . Two door with single lock on Right Hand door. Locking shall be 10 lever cam lock lever at the bottom of the door. Shelving shall be Height wise adjustable shelf 1 no. Uniformly distributed load capacity of 40 Kg UDL .The finish shall be Epoxy powder coated to the thickness of 50 microns .

Overall Dimensions of Store Up 900mm W Wooden DOOR shall be 448 mm W x 18 mm D x 783 mmH RH side door with lock. 448 mm W x 18 mm D x 783 mm H, LH side door w/o lock . it shall have two door with single lock on RH door. To maintain the standard quality products bidders/OEM must have following quality Certificates: Valid Factory License, ISO 9001, ISO 14001, ISO 50001 & ISO 45001, AIOTA, IGBC, BIFMA. MODULAR OVERHEAD STORAGE as per approved sample and as per the direction of Engineer-In-charge.

21. Book Case (4 shelves)



4 Door Book Case shall have the configuration of 914mm(W)x320mm(D)x1742mm(H). The unique design provides the right rigidity to the Top hinged doors , which shall facilitate easy use. The Book Case shall be made from prime quality CRCA steel with anti rusting treatment. It shall have a Rigid Knock Down Construction. The Top Pannel, Back Pannel and Side Pannel are made from 0.8 mm high yield CRCA and other components from 0.8 mm CRCA. Each door shall have a 6 Lever Cam Lock with Common Key. 3mm thick glass should be used in each door for clear inside vision whih shall be secured in a metal frame through a rubber gasket. Scissor Mechanism should be provided in each door for receding inside the top of every compartment and it shall ensure parallel and smooth movement. Each door should be provided with plastic side end caps as handle which is easy to grip. Each compartment shall have a storage shelf with a UDL capacity of max 80 Kg. The 4 Door Book Case shall have 18mm PLB Top straight edge with PVC lipping. The finishing shall include Epoxy powder coated to the thickness of 50 microns (+/- 10). To maintain the standard quality products bidders/OEM must have following quality Certificates: Valid Factory License, ISO 9001, ISO 14001, ISO 50001 & ISO 45001, AIOTA, IGBC, BIFMA Membership, Book shelves **As approved by engineer in-charge/employer**

22. Desk let Chair



1) SEAT / BACK: The seat sub-assembly should be made up of 1.2 ± 0.1 cm thk Plywood upholstered with moulded foam and polyester fabric and covered with an injection-moulded polypropylene outer cover. The seat can tip-up when not in use and this feature can be used while stacking the chairs horizontally. The back sub-assembly should be made up of injection-moulded polypropylene inner upholstered with moulded foam and polyester fabric and covered with an injection-moulded polypropylene outer cover. The contoured back with width extension at the bottom should be designed to give comfort to lower back. The back flexing features allow the back to tilt by $9 \pm 2^\circ$ to aid the user in adopting a comfortable reclining posture. Both these sub-assemblies should be fixed to the tubular structure,

BACK SIZE: 45.2cm (W) X 44.6cm (I-I)

SEAT SIZE: 47.0cm (W) X 50.0cm (D)

2) TUBULAR FRAME STRUCTURE: The powder-coated 4 leg structure should be made of 2.2 ± 0.03 cm dia x 0.25 ± 0.02 cm thk M.S. E.R.W. Tube front and rear leg welded along with connecting tube made of 1.9 ± 0.02 cm dia x 0.2 ± 0.016 cm thk M.S. E.R.W. Tube to form the tubular frame assembly. The legs should be provided with injection-moulded adopter bush in black Nylon and brake-loaded castors enabling easy maneuvering while not in use and stable sitting while in use. The chairs can be stacked horizontally when not in use.

3) POLYURETHANE FOAM: The Polyurethane foam should be moulded with density = 70.0 ± 8.0 kg/m³ and Hardness = 20 ± 2 for Seat & 16 ± 2 for back at 25% compression.

4) ARMRESTS: The armrest structure should be made up of 2.2 ± 0.03 cm dia x 0.25 ± 0.02 cm thk M.S. E.R.W. Tube welded to the Tubular Frame structure and having a scratch-resistant tan ABS Arm top.

5) FULL DESKLET: The Full Desklet assembly should be Flip-up type and should be made up of extension tube of 1.9 ± 0.02 cm dia x 0.2 ± 0.016 cm thk M.S. E.R.W. Tube and a support tube on L.H. side of 1.6 ± 0.02 cm dia x 0.2 ± 0.016 cm thk M.S. E.R.W. Tube on which an

scratch resistant tant ABS desklet top should be fixed and covered on bottom side with a bottom cover.

6) BRAKE-LOADED CASTORS : The brake-loaded castors should be assembled to the chair legs, to give a free movement for maneuvering the chair when not in use and it will brake the movement when load should be applied (while in use) to give a stable feel. The twin wheel castors should be injection molded in black Polypropylene.

Overall Dimensions of Chair

Seat Height - 47.5 cm.

Height - 89.0cm.

Width & Depth of Chair as measured from base - Width-66.5cm and Depth-84.0 cm.

To maintain the standard quality products bidders/OEM must have following quality Certificates: Valid Factory License, ISO 9001, ISO 14001, ISO 50001 & ISO 45001, AIOTA, IGBC, BIFMA Membership. chair **As approved by engineer in-charge/employer**

23. Conference Table 6 Seater.



Supply Installation of **6 Seater Conference Table**. Size: 2100mmLx 1200mmWx 750mmH
Made of 25mm thick pre-laminate MDF board with approved shade confirming to IS-14587:1998, All Exposed edges of pre-laminated MDF board to be sealed with 2mm thick PVC edge banding on the user side and 0.8mm thick PVC edge-banding tape pressed on top and bottom side at 200o C to be applied with the help of hot-melt glue through fit edge-banding machines. The Edge-banding of exposed area to be done in the way that there should not be any sharp edge or corner left after processing. All the exposed edges should have buffing radius of 1.5 to 2mm without affecting aesthetic value of the panel. Soft closing dual access flap provided for access to power supply and data cables.

Understructure

The Under-structure consists of mixture of 25mm thick pre-laminate MDF board with approved shade confirming to IS-14587:1998, All Exposed edges of pre-laminated MDF board to be sealed with 2mm thick PVC edge banding on the user side and 0.8mm thick PVC edge-banding tape pressed on top and bottom side at 200o C to be applied with the help of hot-melt glue through fit edge-banding machines. The Edge-banding of exposed area to be done in the way that there should not be any sharp edge or corner left after processing. All the exposed edges should have buffing radius of 1.5 to 2mm without affecting aesthetic value of the panel. Anodized aluminum alloy 63400 - WP profile is added at bottom edges for improving the aesthetics. The product has a knock-down construction.

Wire Management

A wire raiser made of 0.8mm CRCA MS IS:513. It is epoxy polyester powder coated (DFT 40-60 microns) for flow of wires and cables. A Power box with 2 cutouts on either sides for standard 8 module Anchor Roma is provided. Beside each cutout, an additional cutout with plate is provided for mounting Audio Visual Cables(eg. HDMI,VGA-A,etc), To maintain the standard quality products bidders/OEM must have following quality Certificates: Valid Factory License, ISO 9001, ISO 14001, ISO 50001 & ISO 45001, AIOTA, IGBC, BIFMA Membership.

conference table **As approved by engineer in-charge/employer.**

24. Wooden Podium



Supply and Installation of Podium with Institute Logo, Podium made up of 25 mm (± 3 mm) thick pre-laminate MDF Board confirming to IS -14587:1998 with 0.8 mm PVC membrane pressed on top. The angel top is made up of 25 mm (± 3 mm) thick pre-laminate MDF Board

Below top sliding self of 25 mm (± 3 mm) thick pre-laminate MDF Board fixed with telescopic channel for keyboard Decorative aluminum bidding should be in front. Provision of CPU Should be there and should be made up of 25 mm (± 3 mm) thick pre-laminate MDF Board, Podium with provision of Mic and Wire manger cap, Overall size of podium should be 600mm (± 30 mm) (W) x 600 mm(± 30 mm) (B) x 1200 /1050 (± 30 mm) mm(H). To maintain the standard quality products bidders/OEM must have following quality Certificates: Valid Factory License, ISO 9001, ISO 14001, ISO 50001 & ISO 45001, AIOTA, IGBC, BIFMA Membership. Podium as approved by Engineer In-charge/Employer

25. 4 Seater Reading Table



Insight 1800 W size shall be 1800 Width mm x 900 Depth mm x 740 Height mm . The top shall be 25 mm thick Pre-laminated MDF Board conforming to Grade SBG II of IS 12406/2003, side panel made from 25 mm thick Pre-laminated MDF Board conforming to Grade SBG II of IS 12406/2003, the side panels have 2 glide screws each for leveling of the desk and Modesty panel shall be made from 18 mm thick Pre-laminated MDF Board conforming to Grade SBG II of IS 12406/2003, thickness of laminate is 1 mm thick, E1 grade Pre-laminated MDF Board and laminate with zero urea formaldehyde emissions (≤ 8 mg/100 g oven dry board-perforated method) for better in-house quality. This should comply with (EN 120-1992). All Exposed edges of pre-laminated MDF board to be sealed with 2mm thick PVC edge banding on the user side and 0.8mm thick PVC edge-banding tape pressed on top and bottom side at 200o C to be applied with the help of hot-melt glue through fit edge-banding machines. The Edge-banding of exposed area to be done in the way that there should not be any sharp edge or corner left after processing. All the exposed edges should have buffing radius of 1.5 to 2mm without affecting aesthetic value of the panel plus the Understructure shall be having C - Frames 1.6 mm thick MS

supporting the top . The Legs shall be of dia. 38.1 x 1.6 mm thick MS ERW tube . To maintain the standard quality products bidders/OEM must have following quality Certificates: Valid Factory License, ISO 9001, ISO 14001, ISO 50001 & ISO 45001, AIOTA, IGBC, BIFMA Membership. table **As approved by engineer in-charge/employer**

26. Round Canteen Table 4 Seater.



Providing and placing of Round Canteen Table 4 Seater size: 1200 mm diameter 750mmH
:Worktop: Worktop shall be made out of 25mm thick pre-laminate MDF board with approved shade confirming to IS-14587:1998, All Exposed edges of pre-laminated MDF board to be sealed with 2mm thick PVC edge banding on the user side and 0.8mm thick PVC edge-banding tape pressed on top and bottom side at 200o C to be applied with the help of hot-melt glue through fit edge-banding machines. The Edge-banding of exposed area to be done in the way that there should not be any sharp edge or corner left after processing. All the exposed edges should have buffing radius of 1.5 to 2mm without affecting aesthetic value of the panel. The height of Worktop shall be 750 mm from ground level. Understructure and base plate: 60 mm diameter with 1.6 mm thickness MS understructure pole with round base plate 500 mm diameter with 1.6 mm thickness. To maintain the standard quality products bidders/OEM must have following quality Certificates: Valid Factory License, ISO 9001, ISO 14001, ISO 50001 & ISO 45001, AIOTA, IGBC, BIFMA Membership and Green Pro (CII) of offered product. Round table as approved by engineer in-charge/employer.

27. Parley Meeting Table (18 Seater) with Table Top Podium

18 SEATER Meeting TABLE

Scope: Supply, assembly and installation in-situ of 18 seater Modular Conference Tables per technical specification.



Features



Cable holder for easy access of cable and keeping cables tangle free



Clutter free top with provision of Power Module at bottom



Unique module designed to give ample leg space



HDMI Holder



HDMI Wire Cover



Document Shelf



Two Way Name Plate



1. Table Top Podium of matching colour (2) 14.6" x 12.8" x 20.0"

Supply and installation of 18 Seater Modular Meeting Table

Modular 2 Seater Main Table: 1350mmx600mmx730mm+ Modular 2 Seater Shared Table: 1350mmx600mmx730mm + Modular 2 Seater End_Left Hand Side: 1350mmx 600mmx730mm+ Modular 2 Seater End Right Hand Side: 1350mmx600mmx730mm+Modular 2350mm W St2350mm X 850mm X 730mm+Desk 2 Way Name Plate +Desk Mod Doc Shelf +Desk Hdmi Wire Manger.

Work surface : Made of 32 mm thick Pre-laminated MDF Board conforming to IS 14587: 1998, Grade II corresponding to IS 12406:2003, E1 grade laminate with zero urea formaldehyde emissions ($\leq 8\text{mg}/100\text{g}$ oven dry board-perforated method) for better in-house quality. This should comply with (EN 120-1992). All Exposed edges of MDF board to be sealed with 2mm thick PVC edge band and 0.8mm thick PVC edge-band to be applied on Non-exposed edges with the help of hot-melt glue through fit edge-banding machines, The Edge-banding of exposed area to be done in the way that there should not be any sharp edge or corner left after processing , All the exposed edges should have buffing radius of 1.5 to 2mm without affecting aesthetic value of the panel.

Understructure : It consist of 25 mm thick Pre-laminated MDF Board conforming to IS 14587: 1998, Grade II corresponding to IS 12406:2003,). All Exposed edges of MDF board to be sealed with 2mm thick PVC edge band and 0.8mm thick PVC edge-band to be applied on Non-exposed edges with the help of hot-melt glue through fit edge-banding machines,

The Edge-banding of exposed area to be done in the way that there should not be any sharp edge or corner left after processing. Aluminum alloy 63400 - WP profile is used for connecting panels together. The product has a knock-down construction. Plastic ABS access flap is provided for easy access to wires and cables. Work top is available in various shapes as shown above.

Modesty Panel : Made of 25 mm thick Pre-laminated MDF Board conforming to IS 14587: 1998, Grade II corresponding to IS 12406:2003,). All Exposed edges of pre laminated MDF board to be sealed with 2mm thick PVC edge band and 0.8mm thick PVC edge-band to be applied on Non-exposed edges with the help of hot-melt glue through fit edge-banding machines. Powder coated accent metal strip provided below work surface to enhance aesthetics. It is made of 0.8mm CRCA as per IS 513, epoxy polyester powder coated (DFT 40-60 microns)

Wire Management : An array of panels made of 0.8mm CRCA MS IS:513, epoxy polyester powder coated (DFT 40-60 microns) is used for flow of wires and cables. Provision of mount Anchor Roma 6 module plate is provided below worktop. Cutout on top with two piece injection moulded plastic part polymer component is fitted to pull out audio, video cables onto worktop and connect devices charger to power socket below worktop. All, Hardware (Handles, Slides ,Hinges, locks, sliding channel etc) Hettich/Ebco Make. Pre laminated MDF Board and Laminate Make: (Century/Action Tesa/Merino/Greenlam), To maintain the standard quality products bidders/OEM must have following quality Certificates: Valid Factory License, ISO 9001, ISO 14001, ISO 50001 & ISO 45001, AIOTA, IGBC, BIFMA Membership.

28. Wooden Credenza



Supply and Installation of Conference room cabinet, Size of Cabinet: Width of unit: 2400 mm (± 10 mm), Height of cabinet 750 MM (± 10 mm), Depth of cabinet: 580MM (± 20 mm), Material of cabinet: Flat single layer pre-laminated MDF board conforming to designation PLMDF-203 of IS 14587/Latest having balancing laminated of 1.0 mm thick on both side and E1 grade Pre-laminated MDF Board and laminate with zero urea formaldehyde emissions (≤ 8 mg/100 g oven dry board-perforated method) for better in-house quality. This should comply with (EN 120-1992). All Exposed edges of pre-laminated MDF board to be sealed with 2mm thick PVC edge banding on the user side and 0.8mm thick PVC edge-banding tape pressed on top and bottom side at 200o C to be applied with the help of hot-melt glue through fit edge-banding machines. The Edge-banding of exposed area to be done in the way that there should not be any sharp edge or corner left after processing. All the exposed edges should have buffing radius of 1.5 to 2mm without affecting aesthetic value of the panel, Material thickness of complete body, Fascia and drawer/compartments, back, partition and drawer bottom/compartments shelves ± 2 mm: 25 MM, Skirting Thickness: 12 mm, Number of compartments with shelves: 4 compartment , Number of shelves in each compartment: 01 Nos. Number of partition for compartment: 03 Nos. Type of doors for compartments: Open able door with help of handles with lock. Number of doors: 04 Nos. Handles for Drawer/Compartment: Corrosion Resistance Metal, and each compartment with provision of locks. All Hardware (Handles, Slides ,Hinges, Lock, Screw etc) shall be Hettich/Ebco Make. Pre laminated MDF Board and Laminate Make: (Century/Action Tesa/Merino/Green lam), To maintain the standard quality products bidders/OEM must have following quality Certificates: Valid Factory License, ISO 9001, ISO 14001, ISO 50001 & ISO 45001, AIOTA, IGBC, BIFMA Membership and Green Pro (CII) of offered product. **Conference room cabinet as approved by engineer in-charge/employer.**

29. Wooden Almirah



Providing and fixing of Wooden almirah size 1850mm Height x 910 mm Width x 480 mm Depth , Body panels are made of 25 mm thick pre-laminated MDF Board conforming to as per IS 14587: 1998, Grade II corresponding to IS 12406:2003 with all exposed edges sealed with 2mm PVC edge banding tape and all unexposed edges sealed with 0.8mm edge

banding tape pressed at 200o C with hot melt glue on special machines. Door are made of 25 mm thick pre-laminated MDF Board with all the exposed edges and white laminate on the inside(as approved from the client) are edge banded with 0.8 mm thick PVC edge banding. Side panel are made of 25 mm thick pre-laminated MDF Board with all the exposed edges are edge banded with 0.8 mm thick PVC edge banding and Drawer components are made of 25 mm thick pre-laminated MDF. All the exposed edges are edge banded with 0.8 mm thick PVC edge banding. Body back and drawer bottom are made of 12 mm thick pre-laminated MDF Board. Mirror used on the door is 4 mm thick. Hardware : The high quality hardware used like Roller slides, Hinges , mini fix, wooden dowels is of make Hettich, EBCO or equivalent. Pre laminated MDF Board and Laminate Make: (Century/Action Tesa/Merino/Greenlam). Lock used for main door is 3 way lock and lock used for drawer is cam lock Construction : Knock Down construction. To maintain the standard quality products bidders/OEM must have following quality Certificates: Valid Factory License, ISO 9001, ISO 14001, ISO 50001 & ISO 45001, AIOTA, IGBC, BIFMA Membership. Wooden wardrobe as approved by engineer in-charge/employer.

30. Mirror



Providing and fixing superior glass Mirror with 5-8 mm thick, mirror with frame size 900-1000mmLx 350-450mmW (or as approved by buyer), the mirror provided with plastic moulded frame of approved make and shade with 6 mm thick hard board backing. To maintain the standard quality products bidders/OEM must have following quality Certificates: ISO 9001, ISO 14001, ISO 50001 & ISO 45001, AIOTA, IGBC, BIFMA Membership. Mirror as approved by engineer in-charge/employer

31. Nurse Visitor Chair



1. SEAT/BACK ASSEMBLY: The cushioned seat assembly consists of seat base moulded in glass-filled Poly-amide, moulded Polyurethane foam & upholstered with high stretch knitted polyester fabric. The cushioned back assembly consists of back inner moulded in Polypropylene in-situ moulded with Polyurethane foam & upholstered with high stretch knitted polyester fabric. Back Size : 44.0 cm. (W) x 46.0 cm. (H) Seat Size : 48.5 cm. (W) x 47.0 cm. (D)

2. HIGH RESILIENCE (HR) POLYURETHANE FOAM: The HR polyurethane foam used in seat and back cushion is moulded in Density Min 48 kg/m³, and hardness load 15 ± 2 kgf as per IS:7888 for 25% compression.

3. VISITOR FRAME ASSEMBLY :- The powder coated (DFT 40-60 micron) tubular frame is cantilever type and made of dia 2.54 +/- 0.03 cm X 0.3 +/- 0.016cm thk MS ERW tube. Shoes are made of glass filled Poly amide and fixed to the tubular frame

Overall Dimensions of Chair

Seat Height - min 47.1 cm.

Height - 93.3 cm.

Width & Depth of Chair as measured from pedestal - Width-48.5 cm and Depth-58.9 cm. To maintain the standard quality products bidders/OEM must have following quality Certificates: Valid Factory License, ISO 9001, ISO 14001, ISO 50001 & ISO 45001, AIOTA, IGBC, BIFMA Membership.

or As approved by engineer in-charge/employer

32. Workstation chair.



1. SEAT/BACK ASSEMBLY: The cushioned seat assembly consists of seat base moulded in glass-filled Poly-amide, moulded Polyurethane foam & upholstered with high stretch knitted polyester fabric. The cushioned back assembly consists of back inner moulded in Polypropylene in-situ moulded with Polyurethane foam & upholstered with high stretch knitted polyester fabric. Back Size : 45.5 cm. (W) x 53.0 cm. (H) Seat Size : 48.5 cm. (W) x 49.0 cm. (D)

2. HIGH RESILIENCE (HR) POLYURETHANE FOAM: The HR polyurethane foam used in seat and back cushion is moulded in Density Min 48 kg/m³, and hardness load 15 ± 2 kgf as per IS:7888 for 25% compression.

3. TILT MECHANISM, SPINES & SPINE CONNECTOR: The seat and back are firmly connected to the base frame and are cantilevered in such a way that it gives a multi-dimensional movement possibility just with a simple lean on the sides or back, without need for complex manual adjustments. The cantilevered seat offers impact cushioning while sitting and synchronises with the back movement during posture changes. The "S" shaped spines moulded in high strength glass-filled Poly-amide and the spine connector moulded in glass-filled Poly-amide form the back-spine structure involved in multi-dimensional recline motion. The variable tilt angle recline motion can be adjusted with 3 position Tilt Limit feature which should be inbuilt in seat base and the tension (return force) should be user weight dependent.

4. ADJUSTABLE ARMRESTS: The assembly consists of armrest housing sliding over the armrest structure, both moulded in glass-filled Poly-amide: The height adjustment feature should be button operated having adjustment of 6.6±0.5cm. The Armrest Top should be made up of integral skin PU moulded over plastic inner moulded in glass-filled Poly-amide.

5. PNEUMATIC HEIGHT ADJUSTMENT: The seating height can be adjusted with a pneumatic gas-lift having an adjustment stroke of 9.2 ± 0.3 cm

6. PEDESTAL ASSEMBLY: The pedestal should be injection moulded in glass-filled Poly-amide and fitted with 5 nos. twin wheel castors. The pedestal should be 66.0 ± 0.5 cm. pitch centre diameter and 76.0 ± 1.0 cm. with castors

7. TWIN WHEEL CASTORS :5 nos. twin wheel castos are injection moulded in Poly-amide having 5.0 ± 0.1 cm wheel diamter assembled to the pedestal

Overall Dimensions of Chair

Seat Height - min 44.5 to max 53.8 cm.

Height - min 99.5 to max 108.8 cm.

Width & Depth of Chair as measured from pedestal - Width-76.0 cm and Depth-76.0 cm."

To maintain the standard quality products bidders/OEM must have following quality Certificates: Valid Factory License, ISO 9001, ISO 14001, ISO 50001 & ISO 45001, AIOTA, IGBC, BIFMA Membership and Green Pro (CII) of offered product.

chair **As approved by engineer in-charge/employer**

33. Rack For OT Table



SPECIFICATIONS OF RACK

OVERALL Dimensions:-

Height : 2057mmmm

Width : 915mm

Depth : 457mm

(+/- 10mm variation)

1. The stainless steel 304 grade steel square pipe 32mm shall be used for fabrication of storage racks. Thickness of square pipe shall be 1.60mm.
2. Shelves (5 numbers including top and bottom) of storage racks shall be fabricated from SS 304 grade sheet 1.25mm thick. The shelves shall be designed for uniformly distributed load of minimum 50 kg per shelf.
3. The top and bottom shelves of the storage racks shall be provided with corner plates (Gussets) of SS sheet on 8 corners, four on each face. The bottom shelf of the racks shall be assembled at a distance of 6 inches from floor level. Each shelf shall be folded downward to 25mm for better strength of each shelf with 180 degree 8 folding system to avoid sharp edges.
4. Finishing : All the steel components(304n grade) shall be free from burrs and sharp edges and polished neatly.

To maintain the standard quality products bidders/OEM must have following quality Certificates: Valid Factory License, ISO 9001, ISO 14001, ISO 50001 & ISO 45001, AIOTA, IGBC, BIFMA Membership .

34. 4 Door Personal Locker Unit (4 locker in one set)



Overall size of 4 Door PLU - Lkr (Base) shall be 380mm(W)x450mm(D)x1830mm(H). Stackability shall have add - on units that can be stacked width wise to form bank of lockers having common side panel. Locking shall have 10 Lever cam lock with lock lever plus option of hasp arrangement . Material shall be CRCA 0.6 mm thickness . Construction shall be Rigid Knockdown construction , shelf shall be uniformly distributed load capacity per each shelf level is 35 Kg maximum . Finish shall be epoxy polyester powder coated to the thickness of 50 microns . Handle/Label holder shall be Aesthetically appealing Snap fit ABS plastic handle . Ventilation shall be attractive punched pattern for ventilation . To maintain the standard quality products bidders/OEM must have following quality Certificates: Valid Factory License, ISO 9001, ISO 14001, ISO 50001 & ISO 45001, AIOTA, IGBC, BIFMA Membership and Green Pro (CII) of offered product.
locker **As approved by engineer in-charge/employer.**

35. 2 Door Personal Locker Unit (2 locker in one set)



Overall size of 2 Door PLU + Lkr (Base) shall be 380mm(W)x450mm(D)x1830mm(H). Stackability shall have add - on units that can be stacked width wise to form bank of lockers having common side panel. Locking shall have 10 Lever cam lock with lock lever plus option of hasp arrangement . Material shall be CRCA 0.6 mm thickness . Construction shall be Rigid Knockdown construction , shelf shall be uniformly distributed load capacity per each shelf level is 35 Kg maximum . Finish shall be epoxy polyester powder coated to the thickness of 50 microns . Handle/Label holder shall be Aesthetically appealing Snap fit ABS plastic handle . Ventilation shall be attractive punched pattern for ventilation . 1 Hanging rod in both compartment . To maintain the standard quality products bidders/OEM must have following quality Certificates: Valid Factory License, ISO 9001, ISO 14001, ISO 50001 & ISO 45001, AIOTA, IGBC, BIFMA Membership. **As approved by engineer in-charge/employer.**

36. Transportation Rehra



- Load Capacity : 500kgs to 1Ton
- Length : 4Feet
- Width : 2Feet
- Height : 500 mm
- Handle : Trolley Truck With Convenient Tubular "T" Type Push-Pull Handle + 4 side covered storage with visibility with ms angle support To Protect Material And Falling Control
- System : 180 Degree Turning Radius With Turn Table Device
- Wheel : 4NOS Pneumatic Wheel (Pneumatic Rubber Tyre + Tube + RIM)

37. Patient Samman Trolley



Specifications to be provided by the Engineering section, PGIMER, Chandigarh

https://mkp.gem.gov.in/trolleys-accessories/trolley/p-5116877-67362060369-cat.html#variant_id=5116877-67362060369

38. Wooden Foot Step (Small)



Supply and Installation of Wooden foot step, under structure of wooden foot rest is made of 32 mm Teak wood, foot rest top shall be made of 32 mm Teak wood with melamine finish, Finish of exposed edges: CP Teak Wood Lipping, Size: 450mm(L) x Width :350mm (W) X Height: 150 mm-250mm ($\pm 10\%$ Engineering Variation in dimension), To maintain the standard quality products bidders/OEM must have following quality Certificates: Valid Factory License, ISO 9001, ISO 14001, ISO 50001 & ISO 45001, AIOTA, IGBC, BIFMA Membership .Wooden foot rest as approved by engineer in-charge/employer.

39. Wooden Foot Step (medium)



Supply and Installation of Wooden foot step, under structure of wooden foot rest is made of 32 mm Teak wood, foot rest top shall be made of 32 mm Teak wood with melamine finish, Finish of exposed edges: CP Teak Wood Lipping, Size: 600mm(L) x Width :350mm (W) X Height: 150 mm-250mm ($\pm 10\%$ Engineering Variation in dimension), To maintain the standard quality products bidders/OEM must have

following quality Certificates: Valid Factory License, ISO 9001, ISO 14001, ISO 50001 & ISO 45001, AIOTA, IGBC, BIFMA Membership. Wooden foot rest as approved by engineer in-charge/employer.

40. Shoe Rack (4 Shelves)



Providing and fixing of 4 shelves Shoe Rack size 1200mm Height x 1200mm Width x 380 mm Depth , Size of box shall be : 300mm Hx300mmWx380mmD, Body side, back and rack panels are made of 25 mm thick commercial plywood with 1 mm thick High Gloss approved Laminate at top and 0.8 mm thick Laminate at Bottom side and , All Exposed edges of Ply board to be sealed with 2mm thick PVC edge band and 0.8mm thick PVC edge-banding tape to be applied on Non-exposed edges pressed at 200o C with the help of hot-melt glue through fit edge-banding machines. The Edge-banding of exposed area to be done in the way that there should not be any sharp edge or corner left after processing. All the exposed edges should have buffing radius of 1.5 to 2mm without affecting aesthetic value of the

panel. All Wooden panel are stained to pass 4H test of scratch resistivity. commercial plywood and Laminate Make: (Century/Action Tesa/Merino/Greenlam). Construction : Knock Down construction. To maintain the standard quality products bidders/OEM must have following quality Certificates: Valid Factory License, ISO 9001, ISO 14001, ISO 50001 & ISO 45001, AIOTA, IGBC, BIFMA Membership. 4 shelves Shoe Rack as approved by engineer in-charge/employer

41. Scrub Rack (3X4)



Providing and placing of Stainless Steel (SS 304 grade) Scrub Rack with provision of name plate, Scrub Rack overall size: 1200 mm(W)x400mm(D)x1650mm(H), Scrub Rack shall be made of 0.8 mm thick Stainless Steel (SS 304 grade) with welded construction. It should have 12 Nos. storage box with size: 400mmHx400mmWx 400mmH and Uniformly distributed load (UDL) for each shelves: 80 Kg. Scrub, To maintain the standard quality products bidders/OEM must have following quality Certificates: Valid Factory License, ISO 9001, ISO 14001, ISO 50001 & ISO 45001, AIOTA, IGBC, BIFMA Membership. Rack as approved by engineer in-charge/employer.

42. Executive Table (1650 mm)



Enterprise 1650 Table with CPU Hanger size shall be 1650 Width x 900mmDepth x 728 Height mm . Top shall be 18 mm thick pre-laminated MDF Board conforming to as per IS 14587: 1998, Grade II corresponding to IS 12406:2003 with all exposed edges sealed with 2mm PVC edge banding tape and all unexposed edges sealed with 0.8mm edge banding tape pressed at 200o C with hot melt glue on special machines. Understructure Modesty Panel 18 mm thick pre-laminated MDF Board conforming to as per IS 14587: 1998, Grade II corresponding to IS 12406:2003 with all exposed edges sealed with 2mm PVC edge banding tape and all unexposed edges sealed with 0.8mm edge banding tape pressed at 200o C with hot melt glue on special machines. The Rectangular frame shall be fabricated component in 1.6 mm thick CRCA , Finish : powder Coat(epoxy polyester) . Leg shall be fabricated component in 38 mm x 25 mm 1.6 mm thick MS ERW A Tube ,finish powder coat (epoxy polyester).The plastic cap for cable travel shall be injection moulded polypropylene and leveler glide for shall be nylon 6 & MS bolt. The storage shall be having shell and drawer tray 0.6 mm thick CRCA Finish powder coat (epoxy polyester) plus the drawer front shall be 0.8 mm thick CRCA Finish powder coat (epoxy polyester) plus lock with 10 lever and handle and leveler. The wire management shall be horizontal wire carrier 0.7 mm thick CRCA Finish powder coat (epoxy polyester) and vertical wire carrier 0.8 mm thick CRCA Finish powder coat (epoxy polyester) . To maintain the standard quality products bidders/OEM must have following quality Certificates: Valid Factory License, ISO 9001, ISO 14001, ISO 50001 & ISO 45001, AIOTA, IGBC, BIFMA Membership and Green Pro (CII) of offered product.

or As approved by engineer in-charge/employer.

43. Conference Table 12 Seater



Supply Installation of **12 Seater Conference Table**. Size: 3600 mmLx 1500mmWx 750mmH Made of 25mm thick pre-laminate MDF board with approved shade confirming to IS-14587:1998, All Exposed edges of pre-laminated MDF board to be sealed with 2mm thick PVC edge banding on the user side and 0.8mm thick PVC edge-banding tape pressed on top and bottom side at 200o C to be applied with the help of hot-melt glue through fit edge-banding machines. The Edge-banding of exposed area to be done in the way that there should not be any sharp edge or corner left after processing. All the exposed edges should have buffing radius of 1.5 to 2mm without affecting aesthetic value of the panel. Soft closing dual access flap provided for access to power supply and data cables.

Understructure

The Under-structure consists of mixture of 25mm thick pre-laminate MDF board with approved shade confirming to IS-14587:1998, All Exposed edges of pre-laminated MDF board to be sealed with 2mm thick PVC edge banding on the user side and 0.8mm thick PVC edge-banding tape pressed on top and bottom side at 200o C to be applied with the help of hot-melt glue through fit edge-banding machines. The Edge-banding of exposed area to be done in the way that there should not be any sharp edge or corner left after processing. All the exposed edges should have buffing radius of 1.5 to 2mm without affecting aesthetic value of the panel. Anodized aluminum alloy 63400 - WP profile is added at bottom edges for improving the aesthetics. The product has a knock-down construction.

Wire Management

A wire raiser made of 0.8mm CRCA MS IS:513. It is epoxy polyester powder coated (DFT

40-60 microns) for flow of wires and cables. A Power box with 2 cutouts on either sides for standard 8 module Anchor Roma is provided. Beside each cutout, an additional cutout with plate is provided for mounting Audio Visual Cables(eg. HDMI,VGA-A,etc) All Hardware: The high quality hardware used like Roller slides, Hinges, mini-fix, dowels, handle, screw etc is make of Hettich/Ebco, (MDF Board Make: CENTURY/GREENPLY) Designee and color as approved by engineer in-charge/employer. To maintain the standard quality products bidders/OEM must have following quality Certificates: Valid Factory License, ISO 9001, ISO 14001, ISO 50001 & ISO 45001, AIOTA, IGBC, BIFMA Membership. Conference Table 12 Seater **As approved by engineer in-charge/employer.**

44. Conference Chair



SEAT/BACK ASSEMBLY: The seat is made up of 1.2 +0 1cm thick hot pressed plywood upholstered with fabric or synthetic leather and moulded Polyurethane Foam The back is made up 1.2 TO 1cm thick hot pressed plywood measured as per QA method described in OCP-QLTA-P14-18 and upholstered with replaceable fabric or synthetic leather upholstery covers and moulded polyurethane foam The back ply and foam is designed with contoured lumber support for comfortable seating posture

*MID BACK SIZE 48.5 cm (W) X 64.5 cm (H)

*SEAT SIZE 51.0 cm (W) X 48.0 cm (D)

HIGH RESILIENCE (HR) POLYURETHANE FOAM: The HR polyurethane foam for seat and back is moulded with density = 45 +/-2 kg/m* and Hardness load 16 + 2 kgf as per IS 7888 for 25% compression

ARMRESTS (FIXED):The armrest top is moulded from polyurethane(PU) and mounted on to a fixed type tubular armrest support made of 3.81 + 0.03 cm *0.02 + 0.0 cm thk M.S.E.R.W tube having chrome plated finish

KNEE TILT SYNCHRO MECHANISM WITH SEAT DEPTH ADJUSTMENT

360° revolving type Single point control

Single point control

Front pivot for tilt with feet resting on ground ensuring more comfort

Tilt tension adjustment

4-position locking with anti-shock feature

Seat back tilting ratio of 1.2, Seat depth adjustment of 6.0 +0.5 cm can be locked in 6 positions

FRONT PIVOT SYNCHRO MECHANISM: The mechanism is designed with the following features

360° revolving type

Single point control

Front pivot for tilt with feet resting on ground ensuring more comfort

Tilt tension adjustment

4-position locking with anti-shock feature

knockdown condition vacations within +1 0 cm

ADJUSTABLE BACKREST: The back rest is connected to the mechanism with a drop-lift mechanism which can be adjusted in the range of 7.0 + 0.5cm. and locked in 5 positions for the better lumbar support.

FIXED SPINE The seat and back are arrested together with fixed type spine i.e no back up/down adjustment; made of 0.8 +.05 cm thick HR Steel and is black powder-coated (DFT 40-60 microns)

PNEUMATIC HEIGHT ADJUSTMENT : The pneumatic height adjustment has an adjustment stroke of 10.0 + 0.3 cm.

PEDESTAL ASSEMBLY : The pedestal is fabricated from 0.0 +- 0.02 cm thick HR sheet, chrome plated and assembled with injection moulded black polypropylene hub cap and 5 nos. twin wheel castors. The pedestal is 66.0 + 0.5 cm. Pitch-center dia. (76.0 + 1.0 cm with castors).

TWIN WHEEL CASTORS : The twin wheel castors are injection moulded in black Nylon.

Mid Back (W)76.*(D)76*(H)96.5-106.5 (SH)47.5-57.5 cm, To maintain the standard quality products bidders/OEM must have following quality Certificates: Valid Factory License, ISO 9001, ISO 14001, ISO 50001 & ISO 45001, AIOTA, IGBC, BIFMA Membership and Green Pro (CII) of offered product.

45. Doctor Chair Visitor



SEAT/BACK ASSEMBLY: The seat is made up of 1.2 +0 1cm thick hot pressed plywood upholstered with fabric or synthetic leather and moulded Polyurethane Foam The back is made up 1.2 TO 1cm thick hot pressed plywood measured as per QA method described in OCP-QLTA-P14-18 and upholstered with replaceable fabric or synthetic leather upholstery covers and moulded polyurethane foam The back ply and foam is designed with contoured lumber support for comfortable seating posture

*MID BACK SIZE 48.5 cm (W) X 64.5 cm (H)

*SEAT SIZE 51.0 cm (W) X 48.0 cm (D)

HIGH RESILIENCE (HR) POLYURETHANE FOAM: The HR polyurethane foam for seat and back is moulded with density = 45 +/-2 kg/m* and Hardness load 16 2 kgf as per IS 7888 for 25% compression

ARMRESTS (FIXED):The armrest top is moulded from polyurethane(PU) and mounted on to a fixed type tubular armrest support made of 03 81+0 03 cm x 0.210.01 cm thk M S E R W tube having chrome plated finish

FIXED SPINE (CONFERENCE/ VISITOR): The seat and back are arrested together with fixed type spine i.e no back up/down adjustment; made of 0.8 TO.05 cm thk HR Steel and is black powder-coated (DFT 40-60 microns)

Mid Back (W)66.5*(D)61.6*(H)93.2 (SH)47.7 CM

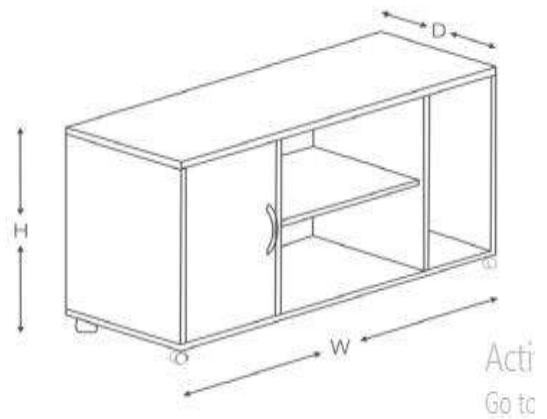
To maintain the standard quality products bidders/OEM must have following quality Certificates: Valid Factory License, ISO 9001, ISO 14001, ISO 50001 & ISO 45001, AIOTA, IGBC, BIFMA Membership and Green Pro (CII) of offered product.

46. Steel Stool With Cushion



Stool with backrest Seat size shall be 400 mm diameter on 1.0 mm thick Mild Steel with 60 mm thick 40 density moulded PU foam, Covering material of cushion: leatherite, Back rest height shall be 300 mm with 12 mm thick moulded comm. ply with 50 mm thick 32 density moulded PU foam covered with leatherite. The back rest shall be provided with lifting arrangement on flat iron & helical spring. The base stand should be made up of 5 prongs duly pressed welded together centrally with a pedestal bush with good quality twin wheel castors. The pedestal shall be fabricated from 0.2+/-0.02cm thick HR sheet, chrome plated and assembled with injection molded black polypropylene hub cap. The size of the pedestal diameter with castors shall be 65.0+/- 0.5 cm the twin wheel castors shall be made black nylon, The stand and other metal parts excluding central spindle shall be power coated complete steel structure shall be pre-treated and power coated with minimum thickness of 60 microns coating. A Central spindle of 25 mm dia rod without threads shall be provided with revolving arrangement. The stool shall be provided with pneumatic height adjustment from 450mm to 650 mm. A good quality leatherite shall be provided on seat & back in attractive colour/shade. To maintain the standard quality products bidders/OEM must have following quality Certificates: Valid Factory License, ISO 9001, ISO 14001, ISO 50001 & ISO 45001, AIOTA, IGBC, BIFMA Membership.

47. Computer Table with side Unit



Supply Installation of computer table with key board tray, one storage shelf, one pencil drawer and one CPU storage, table top: Size 1200mmx600mmx750mm, Table top and side panel and middle panel shall be made of 25 mm thick Pre-Laminated MDF Board

conforming to as per IS 14587: 1998, Grade II corresponding to IS 12406:2003, with E1 grade laminate with zero urea formaldehyde emissions ($\leq 8\text{mg}/100\text{g}$ oven dry board-perforated method) for better in-house quality. This should comply with (EN 120-1992). All the edges of work surface shall be provided with machine pressed 2 mm thick PVC lipping glued with hot melt EVA glue. a sliding key board tray shall be made of 18mm thick Pre-Laminated MDF Board of size 724mmx450mm. The gap between table top and tray shall be 100 mm. Key board tray shall slide smoothly on sliding channel duly powder coated having nylon roller arrangement and a pencil tray drawer shall be made of 18mm thick Pre-Laminated MDF Board of size: 110 mm (H) x 380 mm (W). drawers with Double extension precision ball slide and centrally locked with a single key.

Side Unit size 900mmL X 600mmD X 750mmH: The Side unit top is made up of 25mm thick MDF board as per IS 12406 and veneer with PU finish having scratch resistance of 2H ,under structure is made up of 18mm thick MDF board as per IS 12406 and veneer with PU finish having scratch resistance of 2H all exposed edges sealed with 2mm PVC edge banding tape and all unexposed edges sealed with 0.6mm edge banding tape pressed at 200o C with hot melt glue on special. The side unit is combination of 1 open able shutter storage with proper locking arrangement, two open shelves and 1CPU Storage Drawer/storage shutter pull up mechanism : Groove type,

All Hardware Make: Hettich (Handles, Slides, Hinges, Drawer Channel), MDF Board and Laminate Make: (Century/Action Tesa/Merino/Greenlam) , To maintain the standard quality products bidders/OEM must have following quality Certificates: Valid Factory License, ISO 9001, ISO 14001, ISO 50001 & ISO 45001, AIOTA, IGBC, BIFMA Membership and Green Pro (CII) of offered product.

48. Reception Desk



Providing & Placing of Rectangular shape reception table of size: 3100mmW x 600-660mmD x1050/750Hmm with two top. Reception counter cladded with 122 mm thick solid surface. This include reception counter . The shape desired to be achieved through 25 mm thick pre laminated Marine plywood carcass, cladded with 12mm thick Corian sheets length 1000-1100mm thermoformed by using dyes and molds and pasted and seamlessly finished over. MS pipe framework to be used for strengthening the structure. The item includes cost of 12mm thick CORIAN. 25 mm Marine plywood & MS square pipe, hardware, drawer units, shutter doors with laminated mica or veneers, locking mechanism, foot rest etc. as per architect's drawing and finished as per guidelines of site in charge. Product should be BIFMA gold rated SCS global certified for in house air quality and with 5 years warranty. the entire structure shall be made of 25 mm thick marine plywood with MS frame work with finish of 1 mm thick laminate, All the edges are sealed with 2 mm thick PVC edge band all around, All the inner surfaces shall be finished with 1mm thick white laminate, 3 no. Computer key board tray shall be provided. 3 nos. drawer cabinet shall be provided with reception counter with locking arrangement, Height of drawers shall be 120mm, 120mm and 350mm. width: 450 mm , height: 680 mm, Drawer shall be made of 18 mm thick marine plywood with finish of 1 mm thick laminate, All the edges are sealed with 2 mm thick PVC edge band all around. Each drawer shall slide on a pair of telescopic drawer sliders (Approved make). The inside portion of drawer to be finished with white laminate. provided double Front panel to mount Electrical Switches and sockets, All Hardware Make: Hettich/Ebco (Handles, Slides, Hinges, Drawer Channel, Lock etc), Plywood and Laminate Make: (Century/Action Tesa/Merino/Greenlam) , To maintain the standard quality products bidders/OEM must have following quality Certificates: Valid Factory License, ISO 9001, ISO 14001, ISO 50001 & ISO 45001, AIOTA, IGBC, BIFMA Membership and Green Pro (CII) of offered product. Reception Counter as approved by engineer in-charge/employer.

49 High End office Table



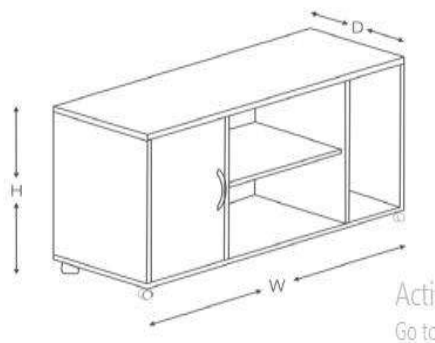



Providing & Fixing Table with mentioned below items :-

MAIN TABLE of size 2400mmW x 1080mmD x 750mmH with top made of 36mm thick, MDF board as per IS 12406 and veneer with PU finish having scratch resistance of 2H, table finished with approved shade. The gable end of 25mm thick. MDF board as per IS 12406 and veneer with PU finish having scratch resistance of 2H, The table has provision with Aluminum Anodized Access Flap for better electrical provision.

The Gabel and Modesty panel is made of 18mm thick MDF board as per IS 12406 and veneer with PU finish having scratch resistance of 2H, all exposed edges sealed with 2mm PVC edge banding tape and all unexposed edges sealed with 0.6mm edge banding tape pressed at 200o C with hot melt glue on special. Top, sides and bottoms (of each product) fixed up system: By using mini fix ,supporting bracket/corner and wooden dowel in (knock down) system for interconnecting (MDF board). Design / Shape of table : Rectangular and taper inside at both side ends

Extended Return Unit

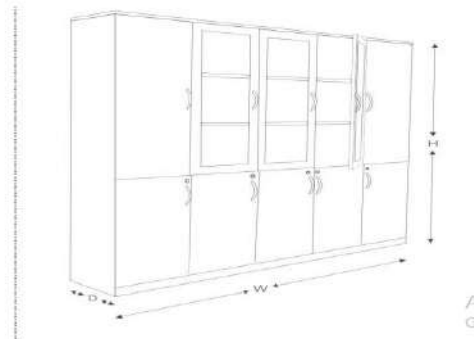


Acti
Go to

Extended Return Unit size 1200mmL X 600mmD X 750mmH: The Side unit top is made up of 25mm thick MDF board as per IS 12406 and veneer with PU finish having scratch resistance of 2H ,under structure is made up of 18mm thick MDF board as per IS 12406 and veneer with PU finish having scratch resistance of 2H all exposed edges sealed with 2mm PVC edge banding tape and all unexposed edges sealed with 0.6mm edge banding tape pressed at 200o C with hot melt glue on special. The side unit is combination of 1 open able shutter storage with proper locking arrangement, two open shelves and 1CPU Storage Drawer/storage shutter pull up mechanism : Groove type,

Back Unit

LINE DIAGRAM



Back Unit Of size 2400mmL X 480mmD X 2050mm H: The top is made up of 25mm thick MDF board as per IS 12406 and veneer with PU finish having scratch resistance of 2H & under structure is made up of 18mm thick MDF board as per IS 12406 and veneer with PU finish having scratch resistance of 2H, all exposed edges sealed with 2mm thick PVC edge banding tape and all unexposed edges sealed with 0.6mm edge banding tape pressed at 200o C with hot melt glue on special. The Back unit is combination of openable shutter (with 5 mm thick Glass) with proper locking arrangement & open shelf storage, All Hardware Make (Handles, Slides ,Hinges) Hettich/Ebco.

Mobile Pedestal Drawer Unit: Each Table should be provided with 3 drawer Wooden Mobile Pedestal having of 2 sliding Drawer and 1file Box mounted on 4 castors with front 2 castors lockable. The drawer top, and side panels including the drawer fascias is made out of 18mm thick Pre-laminated MDF board as per IS 14587(1998), the back of the drawer unit is made from 9mm thick Pre-laminated MDF board as per IS 14587(1998). The units are assembled by knockdown fittings such as Mini fix & dowels. The drawer are mounted on rollers slides to enable smooth operation of the drawer. The pedestals shall have central locking mechanism. D/C type slim Handle for Drawer and Shutter. Size of lockable castors for pedestal storage unit ± 2 mm: Diameter 40 mm and height 55 mm, Mobile Pedestal size shall be 400mm W x 550mm D x 585mm H, All Hardware (Handles, Slides ,Hinges, locks, sliding channel etc) Hettich/Ebco Make. MDF Board/laminate Make: (Century/Action Tesa/Merino/Greenlam). To maintain the standard quality products bidders/OEM must have following quality Certificates: Valid Factory License, ISO 9001, ISO 14001, ISO 50001 & ISO 45001, AIOTA, IGBC, BIFMA Membership and Green Pro (CII) of offered product.

50. High Back Chair



Seat/ Back Assembly: The seat is made up of 1.2 ± 0.1 cm. thick hot pressed plywood upholstered with pure leather and moulded polyurethane foam. GSM/Thickness of fabric $\pm 5\%$ (Gram/Square meter): Genuine leather of 0.8-1.0 mm thickness, The back foam is designed with contoured lumber support for extra comfort. The chair should very High back Size : 53.0 cm(W) x95.4cm(H). High resilience (HR)Polyurethane foam: The HR Polyurethane foam is moulded with density = $45 \pm$ Kg/m³ and Hardness load 16 ± 2 kgf as per IS :7888 for 25% compression. Seat- Back Connecting Spine: the seat back arrested together with spine made of 0.8 ± 0.05 cm thick steel and is black powder- coated (DET 40-60 microns). Armrest Assy: The armrest assy. Comprises of three parts viz. The armrest support tube and P.U. armrest and the armrest top. The armrest tube assy is made of 2.54 ± 0.03 cm x 0.16 ± 0.0128 cm M.S. polyurethane with 50-70 shore 'A' hardness and reinforce with M.S insert. The arm rest top is made of ABS & upholstered with foam & leather . Front pivot syncchro tilt Mech. The mechanism is designed with the following features: 360°revolving type. Front- pivot for tilt with feet resting on ground & continuous lumber support ensuring more comfort. Tilt tension adjustment can be operated in seating position.5 positions locking with anti-shock back mechanism, which prevents the backrest from impacting the user when the lock is released. Static seat depth adjustment= 5.0 ± 0.5 cm with position locking. Seat Base Assy. : The seat base assy is designed with following features : 360°revolving type without tilt. Pneumatic Height Adjustment: it has an adjustment stroke of 9.0 ± 0.3 cm.Pneumatic Height Adjustment: it has an adjustment stroke of 9.0 ± 0.3 cm.Blow moulded bellow: The below is piece and blow moulded in black polypropylene. Pedestal Assy: The pedestal is made of die-cast Aluminum with buffing finish. It is fitted with 5 nos. Twin wheel castor. The pedestal is 67.0 ± 0.5 cm pitch- center dia. (77.0 ± 1.0 cm with castors).9Twin wheel castors: The twin wheel castors are injection moulded in black Nylon., Overall Chair Height ± 15 mm: 1280, Backrest Height ± 15 mm: 950 millimeter, Backrest Width ± 10 mm: 520 millimeter, Seat Height ± 15 mm: 500, Seat Width ± 10 mm: 550, Seat Depth ± 10 mm: 500 millimeter, To maintain the standard quality products bidders/OEM must have following quality Certificates: Valid Factory License, ISO

9001, ISO 14001, ISO 50001 & ISO 45001, AIOTA, IGBC, BIFMA Membership and Green Pro (CII) of offered product. **High back chair as approved by engineer in-charge/employer.**


51. High Back Visitor Chair



Seat/ Back Assembly: The seat is made up of 1.2 ± 0.1 cm. thick hot pressed plywood upholstered with pure leather and moulded polyurethane foam. GSM/Thickness of fabric $\pm 5\%$ (Gram/Square meter): Genuine leather of 0.8-1.0 mm thickness, The back foam is designed with contoured lumber support for extra comfort. The chair should very High back Size : 53.0 cm(W) x80cm(H). High resilience (HR)Polyurethane foam: The HR Polyurethane foam is moulded with density = $45 \pm$ Kg/m³ and Hardness load 16 ± 2 kgf as per IS :7888 for 25% compression. Seat- Back Connecting Spine: the seat back arrested together with spine made of 0.8 ± 0.05 cm thick steel and is black powder- coated (DET 40-60 microns). Armrest Assy: The armrest assy. Comprises of three parts viz. The armrest support tube and P.U. armrest and the armrest top. The armrest tube assy is made of 2.54 ± 0.03 cm x 0.16 ± 0.0128 cm M.S. polyurethane with 50-70 shore 'A' hardness and reinforce with M.S insert. The arm rest top is made of ABS & upholstered with foam & leather . Front pivot syncchro tilt Mech. The mechanism is designed with the following features: 360°revolving type. Front- pivot for tilt with feet resting on ground & continuous lumber support ensuring more comfort. Tilt tension adjustment can be operated in seating position.5 positions locking with anti-shock back mechanism, which prevents the backrest from impacting the user when the lock is released. Static seat depth adjustment= 5.0 ± 0.5 cm with position locking. Seat Base Assy. : The seat base assy is designed with following features : 360°revolving type without tilt. Pneumatic Height Adjustment: it has an adjustment stroke of 9.0 ± 0.3 cm.Pneumatic Height Adjustment: it has an adjustment stroke of 9.0 ± 0.3 cm.Blow moulded bellow: The below is piece and blow moulded in black polypropylene. Pedestal Assy: The pedestal is made of die-cast Aluminum with buffing finish. It is fitted with 5 nos. Twin wheel castor. The pedestal is 67.0 ± 0.5 cm pitch- center

dia. (77.0 ± 1.0 cm with castors).9Twin wheel cators: The twin wheel cators are injection moulded in black Nylon., Overall Chair Height ± 15 mm: 1125, Backrest Height ± 15 mm: 800 millimeter, Backrest Width ± 10 mm: 520 millimeter, Seat Height ± 15 mm: 500, Seat Width ± 10 mm: 550, Seat Depth ± 10 mm: 500 millimeter, To maintain the standard quality products bidders/OEM must have following quality Certificates: Valid Factory License, ISO 9001, ISO 14001, ISO 50001 & ISO 45001, AIOTA, IGBC, BIFMA Membership and Green Pro (CII) of offered product. **Mid back chair as approved by engineer in-charge/employer.**

52. Fly Killer



Supply and Installation of Insect Killer

Technical Specifications:


- Fitting: Wall/Ceiling
- Machine Size: 25" x 9" x 30" (LxWxH)
- U.V. Tubes: 24"/20 W x 3 Nos.
- Power Consumption: 60 W
- Effective Area: Open Area: 1000 Sq. Ft.
- Closed Area: 1200 Sq. Ft.
- Features: Design for High Roof Area
- Heavy and Sturdy
- Big Size Bottom Tray to collect dead insects
- Pestop' from ISO 9001-2008 Certified Company.
- M.S. epoxy powder coated body for best look.
- Fitted with Phillips choke, starter or equivalent & Brass plate tube holder
- PESTOP' always with Phillips U. V. Tubes.
- For human safety with on/off Rocker switch & fuse holder is compulsory.
- Application Areas: Big kitchen & dining hall, Dairies, Hospital, Garden area, Restaurant, Wedding Hall, Insect Killer as approved by engineer in-charge/employer

53. Notice Board with door



Fabric push up pin soft board. Core material 9 mm wood board., Dimensions of Boards (width x height): 1200mm x 900mm, Colour (Front/Display layer) :Blue, Overall pin ability depth of Board in mm: 20 mm, Rear panel material of Board: Laminated sheet, Type of Front Cover: Sliding Door with 5 mm thick toughened glass sheet Cover with provision of lock. Material of frame: Anodized extruded aluminum alloy hollow section, Wall thickness of anodized aluminum frame (Min) in mm: 1.2, To maintain the standard quality products bidders/OEM must have following quality Certificates: Valid Factory License, ISO 9001, ISO 14001, ISO 50001 & ISO 45001, AIOTA, IGBC, BIFMA Membership .Fabric Pin Up Notice Boards as approved by engineer in-charge/employer

54. White Board



Dimensions of Boards (1800mm x900mm); Colour: White, Surface suitable for writing with; marker, Excellent Eras ability without leaving impression Ceramic steel magnetic white board with 0.4 mm ceramic steel writing surface having e3 ceramic steel engrave on the surface, 9mm MDF as core material, Material of Back Cover: 0.25 mm Galvanized steel sheets. The board will have aluminum anodized frame with black ABS Molded corner, Material of frame: Anodized extruded aluminum alloy hollow section, Wall thickness of anodized aluminum frame (Min) in mm: 1.2, Frame width in mm: 35 mm, To maintain the standard quality products bidders/OEM must have following quality Certificates: Valid Factory License, ISO 9001, ISO 14001, ISO 50001 & ISO 45001, AIOTA, IGBC, BIFMA Membership .White writing board as approved by engineer in-charge/employer

55. Water Purifier



Purifying Technology : Reverse Osmosis (RO), Ultra Violet (UV), Ultra Filtration (UF) / Sediment Filtration (SF) , TDS regulator/controller
Type of water purification technology: RO
Maximum Input Water TDS allow to the system: 3000
Input water hardness: 500 ppm or less
Input water pH: 6.5 to 8.5
Input water chlorine: 0.2 ppm
Input water iron; 0.2 ppm
Input water turbidity: Less than 5 NTU
Operation mode: Fully automatic with auto cut off.
Availability of sediment and activated carbon filter: Yes
Provision of Arsenic removal: Yes
Provision of Fluoride removal: Yes
Provision of Chloride removal: Yes

Storage tank; In-built
Material of water Storage Tank; Stainless Steel SS 304
Storage tank capacity up to float valve level (in liter): 150
Stages of purification: 3
No of RO Membranes provided: 2
RO Membrane rating: 150 GPD
RO Membrane flushing: Auto flush at every start, every stop and every one hour for 1 minutes
No of Particulate filter provided: 2
Particulate Filter size: 20 inch
Particulate Filter Porosity: 20 micron
No of Activated Carbon filter provided: 2
Activated Carbon filter Size: 20 Inch
No of Anti scalant filter provided: 2
Nano Silver leaching filtration: Yes
Minimum inlet pressure: 0.3 KG/CM2
Maximum inlet pressure: 3.5 KG/CM2
Maximum Inlet water temperature: 40 degree Celsius
Recovery percentage at 27 degree centigrade: 50-60
Filtration water capacity in liter/ hour: 150
TDS removal percentage from RO Membrane: 90%
Pressure vessel Sand Filter: Yes
Pressure vessel Carbon Filter: Yes
Pressure Vessel Dual Media Filter: Yes
Body of filter: Stainless Steel
Membrane Housing: Yes
Number of candles: 3

Cooler Parameters

Type of compressor: Rotary
Refrigerant Used: HFC-R-134/A
Refrigeration temperature: 15 to 17
Type of Condenser: Fin type/tube type
Evaporator material: Cooper
Water Storage tank insulation: PUF thermal insulation
Number of Cold Water Faucets: 2
Number of Normal Water Faucets: 2
Water flow rate through Faucets(in liter per hour): 50
Cooling capacity at comfort level (17 ± 1 degree Celsius) (in liter per hour): 80
Installation Type: Floor Mounted
Power supply: SINGLE PHASE (230 ± 10 % VOLT,%0 Hz)
Maximum running current in ampere at rated condition: 4.5 ± 10 %
Warranty in years including electronic ,electric parts, replacement of filters twice a year): 1 Year
Brand : Blue star/Kent/Aqua guard Or as approved by Engineer in-charge/employer

56. Plastic Chair



Supply and Installation of plastic chair, Dimension: Total height: 860 mm, Total Width: 570 mm, Total Depth: 555 mm, Plastic chair as approved by Engineer In charge/employer

57. Table (2.4 m x 1.2 m) Stainless steel

Supply and Installation of Stainless steel (SS 304 grade) Table Overall size : 2400mmLx 1200mmWx 750mmH) ($\pm 10\%$ Engineering Variation). Verticals 6 Leg shall be made of 45 mm x45 mm x 1.6 mm Stainless Steel tube. Horizontal stays made of 35 mm x35 mm x 1.6 mm Stainless Steel (SS 304 grade) tube, Table top shall be made of stainless steel (SS 304 grade) with 1.8 mm thick sheet, table frame work with matt finish and burr free. Supplied in SKD condition. Load bearing capacity : 250 kgs. Table **As approved by engineer in-charge/employer.**

58. Table (1.2 m x 0.60 m) Stainless steel

Supply and Installation of Stainless steel (SS 304 grade) Table Overall size : 1200mmLx 600mmWx 750mmH) ($\pm 10\%$ Engineering Variation). Verticals 4 Leg shall be made of 45 mm x45 mm x 1.6 mm Stainless Steel tube. Horizontal stays made of 35 mmx35mm x 1.6 mm Stainless Steel (SS 304 grade) tube, Table top shall be made of stainless steel (SS 304 grade) with 1.8 mm thick sheet, table frame work with matt finish and burr free. Supplied in SKD condition. Load bearing capacity : 250 kgs. To maintain the standard quality products bidders/OEM must have following quality Certificates: Valid Factory License, ISO


9001, ISO 14001, ISO 50001 & ISO 45001, AIOTA, IGBC, BIFMA Membership .Table As approved by engineer in-charge/employer.

59. Stainless Steel Almirha



Providing and placing of Stainless Steel (SS 304 grade) Almirha overall size: 916mm(W)x486mm(D)x1980mm(H) with welded construction. Almirah shall be made of Stainless Steel (SS 304 grade), It should have 4 Nos. adjustable shelves with thickness of 0.8 mm, Back thickness of 0.8 mm, Door thickness of 0.8 mm and stiffener shall be provided in door up to full height of door, Width of stiffener : 115 mm, Stiffener sheet thickness: 0.8 mm and all other components shall have thickness of 0.8 mm. The Stainless Steel Almirah should have a Mazak handle and Three way locking mechanism with Shooting Bolts. It should have a height wise adjustable shelves mounting which shall have a Uniformly distributed load (UDL) for shelves: 80 Kg. Almirah also have a M10 Screw type Leveler with Hex plastic base, Number of hinges (for each door): 03 Nos. Hinges sheet thickness: 2 mm, Pedestal height (± 5 mm): 125 mm, To maintain the standard quality products bidders/OEM must have following quality Certificates: Valid Factory License, ISO 9001, ISO 14001, ISO 50001 & ISO 45001, AIOTA, IGBC, BIFMA Membership. **Steel Almirah as approved by engineer in-charge/employer.**

60. Book Shelves Stainless steel



4 Door Book Case shall have the configuration of 914mm(W)x320mm(D)x1742mm(H). The unique design provides the right rigidity to the Top hinged doors , which shall facilitate easy use. The Book Case shall be made from prime quality stainless steel 304 grade. It shall have a Rigid Knock Down Construction. The Top Panel, Back Panel and Side Panel shall made up of 0.8 mm thick stainless steel 304 grade sheet and other components of book shelves shall made up of 0.8 mm thick stainless steel 304 grade sheet. Each door shall have a 6 Lever Cam Lock with Common Key. 5 mm thick glass should be used in each door for clear inside vision with shall be secured in a stainless steel frame through a rubber gasket. Scissor Mechanism should be provided in each door for receding inside the top of every compartment and it shall ensure parallel and smooth movement. Each door should be provided with plastic side end caps as handle which is easy to grip. Each compartment shall have a storage shelf with a UDL capacity of max 80 Kg. To maintain the standard quality products bidders/OEM must have following quality Certificates: Valid Factory License, ISO 9001, ISO 14001, ISO 50001 & ISO 45001, AIOTA, IGBC, BIFMA Membership . Book Shelves
As approved by engineer in-charge/employer

61. Locker (6 Locker in Each Set)



Overall size of 6 Door Personal Locker Unit 760mm(W)x480mm(D)x1855mm(H) +(Base + add on unit). Sheets (Cam Lock). Sheets (Hasp.) Stack ability shall have add - on units that can be stacked width wise to form bank of lockers having common side panel. Locking shall have 10 Lever cam lock with lock lever plus option of hasp arrangement .

Material shall be CRCA 0.8 mm thickness. Construction shall be Rigid Knockdown construction , shelf shall be uniformly distributed load capacity per each shelf level is 45 Kg maximum . Finish shall be epoxy polyester powder coated to the thickness of 50 microns . Handle/Label holder shall be Aesthetically appealing Snap fit ABS plastic handle . Ventilation shall be attractive punched pattern for ventilation . To maintain the standard quality products bidders/OEM must have following quality Certificates: Valid Factory License, ISO 9001, ISO 14001, ISO 50001 & ISO 45001, AIOTA, IGBC, BIFMA Membership and Green Pro (CII) of offered product.

62. Committee Room Chair



The seat shall be made up of 1.2 +/- 0.1 cm thick hot pressed plywood & upholstered with leather and moulded polyurethane foam. The back shall be designed with contoured lumber support for extra comfort. Size of back shall be W-53 cm, H-680 cm & size of seat shall be W-54.6cm x D-49cm. High Resilience (HR) foam should be used in making seat & back which shall be moulded with density 45 +/- 2 kg/m³ and hardness load 16 +/- 2 kgf as per IS: 7888 for 25% compression. The seat and back should be arrested together with spine made of 0.8 +/- 0.05 cm thick HR steel and should be powder coated in black with 40-60 micron DFT (Dry film thickness). The armrest assembly should be made up of armrest tube, PU armrest and the armrest top. The armrest tube assy. shall be made of 2.54 +/- 0.03cm x 0.16 +/- 0.0128 cm M.S E.R.W support tubes and chrome plated. The P.U armrest shall be made up of black integral skin polyurethane with 50-70 shore 'A' hardness reinforced with M.S insert. The armrest top shall be made up of ABS & upholstered with foam & leather. The mechanism of the chair shall have following features : 360⁰ revolving type without back tilt. The chair shall be provided with pneumatic height adjustment which shall have stroke of 12.0 +/- 0.3 cm. The below should be made up of 3 piece telescopic type & injection moulded in black polypropylene. The pedestal shall be made of die-cast

aluminum with buffing finish. it shall be fitted with 5 nos twin wheel castor. The size of the pedestal shall be 67.0 +/- 0.5 cm pitch-centre-dia (77.0 +/- 1.0 cm with castors). The twin wheel castors shall be made of Nylon injection moulded in black color. Overall dimensions of Chair shall be, Width of Chair - 69 cm, Depth of Chair - 77 cm as measured from pedestal below. Height of back from ground - min 104.4 to max 111.4 cms. Seat height - min 43.4cm to max 55.4 cm. Dimensions tolerance / variations shall be within +/- 1 cm. To maintain the standard quality products bidders/OEM must have following quality Certificates: Valid Factory License, ISO 9001, ISO 14001, ISO 50001 & ISO 45001, AIOTA, IGBC, BIFMA Membership.

63. Steel Almirah with Glass Door



Supplying and fixing in position Knock Down Steel storage with Glass Shutter of size: Almirah 916mm(W)x486mm(D)x1980mm Having 4 shelves with 5 compartments for full Height, Whole body, doors frame and shelf made of 0.8mm CRCA sheet, Clear glass fitted in door frame, Shelves and doors should have stiffener for better strength and load bearing capacity. Auto closing CED Coated "HETTICH"/ "HAEFFLE" / equivalent Hinges for better adjustment of doors. Chrome plated three way Recess type spring loaded rectangular snap shut handle cum lock with duplicate keys Highly durable – Made of 100% virgin Epoxy Powder Coated CRCA confirming to IS : 513 CR2 (Cold Reduced Carbon Steel Sheets & Strips (Part 1), 2016, procured from TATA Steel (Test Certificate available on request). Furthermore, Complete material passes through 7 stage, ultra-modern NANO-TECHNOLOGY based Pre-treatment plant prior to powder coating, making it highly

corrosive resistant. Superior Finish – Powder coating done on Fully Automatic Powder Coating Plant with world leader GEMA™ spray booth and World Leader Akzo Nobel™ Powder ensures smooth, uniform and highest quality levels of Powder Coating Modern Technology - Rigid Know Down Construction done out of complete 0.8 mm thick CRCA sheet. Each Compartment Shelf has uniformly distributed load capacity per shelf is 35 kg. The rigid construction gives extra strength and durability, whereas the epoxy-polyester adds the finishing touch to the unit. Logistic Friendly – 100% Knock Down product makes transportation a very easy and SAFE, product gets assembled at site only. Design Simplicity - Simplistic Design with “NO PEDESTAL” at bottom makes for an aesthetic look and seamless finish, apart from offers large storage capacity that makes sure you have enough space for storage, To maintain the standard quality products bidders/OEM must have following quality Certificates: Valid Factory License, ISO 9001, ISO 14001, ISO 50001 & ISO 45001, AIOTA, IGBC, BIFMA Membership.

64. Metal Shelving Rack



Supply and Installation of Slotted Angel Rack (Size: 910mmW x960mmDx 3050mmH (OPEN RACK))

Rack with 7 nos. of shelves should be hanging arrangement (adjustable).


Racks shall be manufactured from Slotted M.S angle size 60mmx60mmx 5.0 mm.
Shelves shall be manufactured from 1.6 mm thick CRCA sheet with 40x40x3.0 mm supporting Angels

The rack shall be assembled with G I bolt, nuts and washers.

Slotted angle and M.S sheet shall be made of cold rolled with anti-rust treated and shall be finished with powder coating with 7 tank treatment process on all parts (color: as per buyer choice).

H/D Rubber bushes shall be provided to the bottom of legs of slotted angle racks. height of bottom shelves from ground is 100 mm. The quality of M.S sheet which is used for racks shall be free from any defects, Undulations, and old paints and surface corrosion, etc, Minimum Load bearing capacity of each shelf is 150 kgs. To maintain the standard quality products bidders/OEM must have following quality Certificates: Valid Factory License, ISO 9001, ISO 14001, ISO 50001 & ISO 45001, AIOTA, IGBC, BIFMA Membership. Slotted Angel Rack as approved by engineer in-charge/employer.

65. Pinup Notice board



Fabric push up pin soft board. Core material 9 mm wood board., Dimensions of Boards (width x height): 1200mm x 900mm, Colour (Front/Display layer) :Blue, Overall pinability depth of Board in mm: 20 mm, Rear panel material of Board: Laminated sheet, Material of frame: Anodized extruded aluminum alloy hollow section, Wall thickness of anodized aluminum frame (Min) in mm: 1.2, To maintain the standard quality products bidders/OEM must have following quality Certificates: Valid Factory License, ISO 9001, ISO 14001, ISO 50001 & ISO 45001, AIOTA, IGBC, BIFMA Membership , Fabric Pin Up Notice Boards as approved by engineer in-charge/employer

66. 4. Mobile Storage Compactor (OPTIMIZER DRIVE – D2 = SD2 +5 Nos. TD2 + LD2 (Single Static Drive Cover Unit 2 Bay + 5 Twin Mobile Drive Unit 2 Bay + Single Last Drive Unit 2 Bay) (D2 = one main body + 1 add-on's.)



Supply and Installation of Mobile Storage Compactor Overall Dimensions of SD - Single Static Drive Cover Unit 2 Bay(U/C + Fittings + Cover) (D2 – Because , “D” for Drive type and “2” because of existence of one main body + one add-on.) shall be 914mm W x 2950mm H x 457 mm D. The Construction shall be rigid knock down made out of 0.8 thick CRCA steel conforming to IS : 513 . Each body shall have a main unit plus add on units (1,2,3,4) . Finish shall be Epoxy polyester powder coated thickness of 40 microns . Shelf construction shall be made from CRCA steel 0.8 mm thick IS :513 .Uniformly distributed load capacity of 100 Kg . Number of Shelves in Each Section/Cabinet: 6 Shelves/7 Compartments Undercarriage shall have construction in welded frame made of HR sheet 3 mm thick conforming to IS : 2062. The Movements shall be Drive Type configuration : In case of D2,D3 & D4 movement of units is achieved mechanically through a PU Drive Wheel and Sprocket -Chain-Tensioner arrangement mounted rigidly onto body size. For D2 each movable undercarriage shall be provided with 2 rollers on the shaft for driving , 2 antifriction ball bearing for rolling. The roller assembly comprises of a die-cast step wheel, 2 deep-groove ball bearings and a MS shaft. The step wheel is made of cast steel and is fitted onto the MS shaft using a feather key. The two ball bearings are then fastened on either side of the step wheel using circlips. This entire roller assembly is then snap-fitted into a wheel housing. The wheel housing is fixed in the U channel of the understructure using machine screws. This wheel-housing is made of engineering plastic material made by injection-molding process. The entire roller assembly is designed to withstand the maximum loads of the body. Fittings shall be centralized locking arrangement through locking stiffener mounted onto back of single last unit so that it gets locked on channels when all the units are brought together. The Recess

handle lock is of Godrej make & placed at suitable height .The 'sprocket-chain' arrangement is covered by a 1 mm thk. CRCA sheet Drive Unit Cover with dimensions 1202mm x 398mm x 87mm and is fixed onto the side of the body. The PU hand wheel is rigidly fixed at suitable height on side of the body & projects out of cover by another 99.0 mm. Fixed unit (SD) does not have the Drive Unit Cover. When the last unit is twin movable, hinged doors as accessories are provided for the end bodies, so in this case locking stiffener is mounted onto drive unit cover; and with tile fascia option, it will be mounted in the recess of vertical trim. Each Drive Type units shall have Locking Knob near the drive wheel for manual locking of individual units when a person is using those units. Knob shall be rotated to unlock position when units are to be moved. End stoppers shall be provided to prevent derailment. The nuts & bolts are galvanized / blackodized / Zn Plated. Also total no. of loading levels per understructure shall be 10 for SD2. Label holder - It is an aluminum extrusion of length 396mm for LD/SD and 796mm for TD, fitted on to front cover of body. The Paper is 300GSM matt milky white sticker paper, to be inserted into the aluminum extrusion. The length of paper is 394mm for LD/SD and 794mm for TD. Over that a transparent plastic of corresponding length of 150-200 micron polythene is to be inserted.

Overall Dimensions of LD - Single Last Drive Unit 2 Bay (U/C + Fittings +Drive + Cover) shall be 914mm W x 2950mm H x 457 mm D The Construction shall be rigid knock down made out of 0.8 thick CRCA steel conforming to IS : 513 . Each body shall have a main unit plus add on units (1,2,3,4) . Finish shall be Epoxy polyester powder coated thickness of 40 microns . Shelf construction shall be made from CRCA steel 0.8 mm thick IS :513 . Uniformly distributed load capacity of 100 Kg . Undercarriage shall have construction in welded frame made of HR sheet 3 mm thick conforming to IS : 2062. The Movements shall be Drive Type configuration : In case of D2,D3 & D4 movement of units is achieved mechanically through a PU Drive Wheel and Sprocket -Chain-Tensioner arrangement mounted rigidly onto body size. For D2 each movable undercarriage shall be provided with 2 rollers on the shaft for driving , 2 antifriiction ball bearing for rolling. The roller assembly comprises of a die-cast step wheel, 2 deep-groove ball bearings and a MS shaft. The step wheel is made of cast steel and is fitted onto the MS shaft using a feather key. The two ball bearings are then fastened on either side of the step wheel using circlips. This entire roller assembly is then snap-fitted into a wheel housing. The wheel housing is fixed in the Uchannel of the understructure using machine screws. This wheel-housing is made of engineering plastic material made by injection-molding process. The entire roller assembly is designed to withstand the maximum loads of the body. Fittings shall be centralized locking arrangement through locking stiffener mounted onto back of single last unit so that it gets locked on channels when all the units are brought together. The Recess handle lock is of Godrej make & placed at suitable height .The 'sprocket-chain' arrangement is covered by a 1 mm thick. CRCA sheet Drive Unit Cover with dimensions 1202mm x 398mm x 87mm and is fixed onto the side of the body. The PU hand wheel is rigidly fixed at suitable height on side of the body & projects out of cover by another 99.0 mm. Fixed unit (SD) does not have

the Drive Unit Cover. When the last unit is twin movable, hinged doors as accessories are provided for the end bodies, so in this case locking stiffener is mounted onto drive unit cover; and with tile fascia option, it will be mounted in the recess of vertical trim. Each Drive Type units shall have Locking Knob near the drive wheel for manual locking of individual units when a person is using those units. Knob shall be rotated to unlock position when units are to be moved. End stoppers shall be provided to prevent derailment. The nuts & bolts are galvanized / blackodized / Zn Plated. Also total no. of loading levels per understructure shall be 10 for SD2. Label holder - It is an aluminum extrusion of length 396mm for LD/SD and 796mm for TD, fitted on to front cover of body. The Paper is 300GSM matt milky white sticker paper, to be inserted into the aluminum extrusion. The length of paper is 394mm for LD/SD and 794mm for TD. Over that a transparent plastic of corresponding length of 150-200 micron polythene is to be inserted.

Overall Dimensions of TD - 5 Nos. of Twin Mobile Drive Unit 2 Bay (U/C+Fittings+Drive +Cover) shall be 914mm W x 2950mm H x 914 mm D D The Construction shall be rigid knock down made out of 0.8 thick CRCA steel conforming to IS : 513 . Each body shall have a main unit plus add on units (1,2,3,4) . Finish shall be Epoxy polyester powder coated thickness of 40 microns . Shelf construction shall be made from CRCA steel 0.8 mm thick IS :513 .Uniformly distributed load capacity of 100 Kg . Undercarriage shall have construction in welded frame made of HR sheet 3 mm thick conforming to IS : 2062. The Movements shall be Drive Type configuration : In case of D2,D3 & D4 movement of units is achieved mechanically through a PU Drive Wheel and Sprocket -Chain-Tensioner arrangement mounted rigidly onto body size. For D2 each movable undercarriage shall be provided with 2 rollers on the shaft for driving , 2 antifriction ball bearing for rolling. The roller assembly comprises of a die-cast step wheel, 2 deep-groove ball bearings and a MS shaft. The step wheel is made of cast steel and is fitted onto the MS shaft using a feather key. The two ball bearings are then fastened on either side of the step wheel using circlips. This entire roller assembly is then snap-fitted into a wheel housing. The wheel housing is fixed in the Uchannel of the understructure using machine screws. This wheel-housing is made of engineering plastic material made by injection-molding process. The entire roller assembly is designed to withstand the maximum loads of the body. Fittings shall be centralized locking arrangement through locking stiffener mounted onto back of single last unit so that it gets locked on channels when all the units are brought together. The Recess handle lock is of Godrej make & placed at suitable height .The 'sprocket-chain' arrangement is covered by a 1 mm thk. CRCA sheet Drive Unit Cover with dimensions 1202mm x 398mm x 87mm and is fixed onto the side of the body. The PU hand wheel is rigidly fixed at suitable height on side of the body & projects out of cover by another 99.0 mm. Fixed unit (SD) does not have the Drive Unit Cover. When the last unit is twin movable, hinged doors as accessories are provided for the end bodies, so in this case locking stiffener is mounted onto drive unit cover; and with tile fascia option, it will be mounted in the recess of vertical trim. Each Drive Type units shall have Locking Knob near the drive wheel for manual locking of

individual units when a person is using those units. Knob shall be rotated to unlock position when units are to be moved. End stoppers shall be provided to prevent derailment. The nuts & bolts are galvanized / blackodized / Zn Plated. Also total no. of loading levels per understructure shall be 10 for SD2. Label holder - It is an aluminum extrusion of length 396mm for LD/SD and 796mm for TD, fitted on to front cover of body. The Paper is 300GSM matt milky white sticker paper, to be inserted into the aluminum extrusion. The length of paper is 394mm for LD/SD and 794mm for TD. Over that a transparent plastic of corresponding length of 150-200 micron polythene is to be inserted.

It consists of 'C' section 3 mm thick H R Sheet confirming. to IS:2062/Latest & Square 25.4mm X 2mm thick ERW tube – both connected by screws. Prior to the grouting of the guide channels (Guide channels shall have 'J' section 2 mm thick HR Sheet confirming. to IS:2062/Latest) with the help of raul plug & screw, ensure the ground is level. The rail channels are of 3 lengths i.e., 915mm, 915 mm and 4575mm. To maintain the standard quality products bidders/OEM must have following quality Certificates: Valid Factory License, ISO 9001, ISO 14001, ISO 50001 & ISO 45001, AIOTA, IGBC, BIFMA Membership.

67. Mobile Storage Compactor (OPTIMIZER DRIVE – D2 = SD3 +4 Nos. TD3 + LD3 (Single Static Drive Cover Unit 3 Bay + 4 Twin Mobile Drive Unit 3 Bay + Single Last Drive Unit 3 Bay) (D3 = one main body + 2 add-on's.) (3 Set)



Supply and Installation of Mobile Storage Compactor Overall Dimensions of SD - Single Static Drive Cover Unit 3 Bay(U/C + Fittings + Cover) (D3 – Because , “D” for Drive type and “3” because of existence of one main body + 2 add-on.) shall be 914mm W x 2950mm H x 457 mm D. The Construction shall be rigid knock down made out of 0.8 thick CRCA steel conforming to IS : 513 . Each body shall have a main unit plus add on units (1,2,3,4) . Finish shall be Epoxy polyester powder coated thickness of 40 microns . Shelf construction shall

be made from CRCA steel 0.8 mm thick IS :513 .Uniformly distributed load capacity of 100 Kg . Number of Shelves in Each Section/Cabinet: 6 Shelves/7 Compartments , Undercarriage shall have construction in welded frame made of HR sheet 3 mm thick conforming to IS : 2062. The Movements shall be Drive Type configuration : In case of D2,D3 & D4 movement of units is achieved mechanically through a PU Drive Wheel and Sprocket -Chain-Tensioner arrangement mounted rigidly onto body size. For D2 each movable undercarriage shall be provided with 2 rollers on the shaft for driving , 2 antifriction ball bearing for rolling.The roller assembly comprises of a die-cast step wheel, 2 deep-groove ball bearings and a MS shaft. The step wheel is made of cast steel and is fitted onto the MS shaft using a feather key. The two ball bearings are then fastened on either side of the step wheel using circlips. This entire roller assembly is then snap-fitted into a wheel housing. The wheel housing is fixed in the Uchannel of the understructure using machine screws. This wheel-housing is made of engineering plastic material made by injection-molding process. The entire roller assembly is designed to withstand the maximum loads of the body. Fittings shall be centralized locking arrangement through locking stiffener mounted onto back of single last unit so that it gets locked on channels when all the units are brought together. The Recess handle lock is of Godrej make & placed at suitable height .The 'sprocket-chain' arrangement is covered by a 1 mm thk. CRCA sheet Drive Unit Cover with dimensions 1202mm x 398mm x 87mm and is fixed onto the side of the body. The PU hand wheel is rigidly fixed at suitable height on side of the body & projects out of cover by another 99.0 mm. Fixed unit (SD) does not have the Drive Unit Cover. When the last unit is twin movable, hinged doors as accessories are provided for the end bodies, so in this case locking stiffener is mounted onto drive unit cover; and with tile fascia option, it will be mounted in the recess of vertical trim. Each Drive Type units shall have Locking Knob near the drive wheel for manual locking of individual units when a person is using those units. Knob shall be rotated to unlock position when units are to be moved. End stoppers shall be provided to prevent derailment. The nuts & bolts are galvanized / blackodized / Zn Plated. Also total no. of loading levels per understructure shall be 10 for SD2. Label holder - It is an aluminum extrusion of length 396mm for LD/SD and 796mm for TD, fitted on to front cover of body. The Paper is 300GSM matt milky white sticker paper, to be inserted into the aluminum extrusion. The length of paper is 394mm for LD/SD and 794mm for TD. Over that a transparent plastic of corresponding length of 150-200 micron polythene is to be inserted.

Overall Dimensions of LD3 - Single Last Drive Unit 3 Bay, (D3 – Because , “D” for Drive type and “3” because of existence of one main body + 2 add-on.) (U/C + Fittings +Drive + Cover) shall be 914mm W x 2950mm H x 457 mm D. The Construction shall be rigid knock down made out of 0.8 thick CRCA steel conforming to IS : 513 . Each body shall have a main unit plus add on units (1,2,3,4) . Finish shall be Epoxy polyester powder coated thickness of 40 microns . Shelf construction shall be made from CRCA steel 0.8 mm thick IS :513 .Uniformly distributed load capacity of 100 Kg . Undercarriage shall have construction in welded frame

made of HR sheet 3 mm thick conforming to IS : 2062. The Movements shall be Drive Type configuration : In case of D2,D3 & D4 movement of units is achieved mechanically through a PU Drive Wheel and Sprocket -Chain-Tensioner arrangement mounted rigidly onto body size. For D2 each movable undercarriage shall be provided with 2 rollers on the shaft for driving , 2 antifriction ball bearing for rolling. The roller assembly comprises of a die-cast step wheel, 2 deep-groove ball bearings and a MS shaft. The step wheel is made of cast steel and is fitted onto the MS shaft using a feather key. The two ball bearings are then fastened on either side of the step wheel using circlips. This entire roller assembly is then snap-fitted into a wheel housing. The wheel housing is fixed in the Uchannel of the understructure using machine screws. This wheel-housing is made of engineering plastic material made by injection-molding process. The entire roller assembly is designed to withstand the maximum loads of the body. Fittings shall be centralized locking arrangement through locking stiffener mounted onto back of single last unit so that it gets locked on channels when all the units are brought together. The Recess handle lock is of Godrej make & placed at suitable height .The 'sprocket-chain' arrangement is covered by a 1 mm thick. CRCA sheet Drive Unit Cover with dimensions 1202mm x 398mm x 87mm and is fixed onto the side of the body. The PU hand wheel is rigidly fixed at suitable height on side of the body & projects out of cover by another 99.0 mm. Fixed unit (SD) does not have the Drive Unit Cover. When the last unit is twin movable, hinged doors as accessories are provided for the end bodies, so in this case locking stiffener is mounted onto drive unit cover; and with tile fascia option, it will be mounted in the recess of vertical trim. Each Drive Type units shall have Locking Knob near the drive wheel for manual locking of individual units when a person is using those units. Knob shall be rotated to unlock position when units are to be moved. End stoppers shall be provided to prevent derailment. The nuts & bolts are galvanized / blackodized / Zn Plated. Also total no. of loading levels per understructure shall be 10 for SD2. Label holder - It is an aluminum extrusion of length 396mm for LD/SD and 796mm for TD, fitted on to front cover of body. The Paper is 300GSM matt milky white sticker paper, to be inserted into the aluminum extrusion. The length of paper is 394mm for LD/SD and 794mm for TD. Over that a transparent plastic of corresponding length of 150-200 micron polythene is to be inserted.

Overall Dimensions of TD3 - 4 Nos. of Twin Mobile Drive Unit 3 Bay, (D3 – Because , “D” for Drive type and “3” because of existence of one main body + 2 add-on.) (U/C+Fittings+Drive +Cover) shall be 914mm W x 2950mm H x 914 mm D, The Construction shall be rigid knock down made out of 0.8 thick CRCA steel conforming to IS : 513 . Each body shall have a main unit plus add on units (1,2,3,4) . Finish shall be Epoxy polyester powder coated thickness of 40 microns . Shelf construction shall be made from CRCA steel 0.8 mm thick IS :513 .Uniformly distributed load capacity of 100 Kg . Undercarriage shall have construction in welded frame made of HR sheet 3 mm thick conforming to IS : 2062. The Movements shall be Drive Type configuration : In case of D2,D3 & D4 movement of units is achieved mechanically through a PU Drive Wheel and

Sprocket -Chain-Tensioner arrangement mounted rigidly onto body size. For D2 each movable undercarriage shall be provided with 2 rollers on the shaft for driving , 2 antifriction ball bearing for rolling. The roller assembly comprises of a die-cast step wheel, 2 deep-groove ball bearings and a MS shaft. The step wheel is made of cast steel and is fitted onto the MS shaft using a feather key. The two ball bearings are then fastened on either side of the step wheel using circlips. This entire roller assembly is then snap-fitted into a wheel housing. The wheel housing is fixed in the U channel of the understructure using machine screws. This wheel-housing is made of engineering plastic material made by injection-molding process. The entire roller assembly is designed to withstand the maximum loads of the body. Fittings shall be centralized locking arrangement through locking stiffener mounted onto back of single last unit so that it gets locked on channels when all the units are brought together. The Recess handle lock is of Godrej make & placed at suitable height .The 'sprocket-chain' arrangement is covered by a 1 mm thick. CRCA sheet Drive Unit Cover with dimensions 1202mm x 398mm x 87mm and is fixed onto the side of the body. The PU hand wheel is rigidly fixed at suitable height on side of the body & projects out of cover by another 99.0 mm. Fixed unit (SD) does not have the Drive Unit Cover. When the last unit is twin movable, hinged doors as accessories are provided for the end bodies, so in this case locking stiffener is mounted onto drive unit cover; and with tile fascia option, it will be mounted in the recess of vertical trim. Each Drive Type units shall have Locking Knob near the drive wheel for manual locking of individual units when a person is using those units. Knob shall be rotated to unlock position when units are to be moved. End stoppers shall be provided to prevent derailment. The nuts & bolts are galvanized / blackodized / Zn Plated. Also total no. of loading levels per understructure shall be 10 for SD3. Label holder - It is an aluminum extrusion of length 396mm for LD/SD and 796mm for TD, fitted on to front cover of body. The Paper is 300GSM matt milky white sticker paper, to be inserted into the aluminum extrusion. The length of paper is 394mm for LD/SD and 794mm for TD. Over that a transparent plastic of corresponding length of 150-200 micron polythene is to be inserted.

It consists of 'C' section 3 mm thick H R Sheet confirming. to IS:2062/Latest & Square 25.4mm X 2mm thick ERW tube – both connected by screws. Prior to the grouting of the guide channels (Guide channels shall have 'J' section 2 mm thick HR Sheet confirming. to IS:2062/Latest) with the help of raul plug & screw, ensure the ground is level. The rail channels are of 3 lengths i.e., 915mm, 915 mm and 3660 mm. (Approx), To maintain the standard quality products bidders/OEM must have following quality Certificates: Valid Factory License, ISO 9001, ISO 14001, ISO 50001 & ISO 45001, AIOTA, IGBC, BIFMA Membership.

68. Mobile Storage Compactor (OPTIMIZER DRIVE – D2 = SD2 +2 Nos. TD2 + LD 2 (Single Static Drive Cover Unit 2 Bay + 2 Nos. Twin Mobile Drive Unit 2 Bay + Single Last Drive Unit 2 Bay) (D2 = one main body + 1 add-on's.)



Supply and Installation of Mobile Storage Compactor Overall Dimensions of SD - Single Static Drive Cover Unit 2 Bay(U/C + Fittings + Cover) (D2 – Because , “D” for Drive type and “2” because of existence of one main body + one add-on.) shall be 914mm W x 2950mm H x 457 mm D The Construction shall be rigid knock down made out of 0.8 thick CRCA steel conforming to IS : 513 . Each body shall have a main unit plus add on units (1,2,3,4) . Finish shall be Epoxy polyester powder coated thickness of 40 microns . Shelf construction shall be made from CRCA steel 0.8 mm thick IS :513 .Uniformly distributed load capacity of 100 Kg . Number of Shelves in Each Section/Cabinet: 6 Shelves/7 Compartments , Undercarriage shall have construction in welded frame made of HR sheet 3 mm thick conforming to IS : 2062. The Movements shall be Drive Type configuration : In case of D2,D3 & D4 movement of units is achieved mechanically through a PU Drive Wheel and Sprocket -Chain-Tensioner arrangement mounted rigidly onto body size. For D2 each movable undercarriage shall be provided with 2 rollers on the shaft for driving , 2 antifriction ball bearing for rolling.The roller assembly comprises of a die-cast step wheel, 2 deep-groove ball bearings and a MS shaft. The step wheel is made of cast steel and is fitted onto the MS shaft using a feather key. The two ball bearings are then fastened on either side of the step wheel using circlips. This entire roller assembly is then snap-fitted into a wheel housing. The wheel housing is fixed in the Uchannel of the understructure using machine screws. This wheel-housing is made of engineering plastic material made by injection-molding process. The entire roller assembly is designed to withstand the maximum loads of the body. Fittings shall be centralized locking arrangement through

locking stiffener mounted onto back of single last unit so that it gets locked on channels when all the units are brought together. The Recess handle lock is of Godrej make & placed at suitable height .The 'sprocket-chain' arrangement is covered by a 1 mm thk. CRCA sheet Drive Unit Cover with dimensions 1202mm x 398mm x 87mm and is fixed onto the side of the body. The PU hand wheel is rigidly fixed at suitable height on side of the body & projects out of cover by another 99.0 mm. Fixed unit (SD) does not have the Drive Unit Cover. When the last unit is twin movable, hinged doors as accessories are provided for the end bodies, so in this case locking stiffener is mounted onto drive unit cover; and with tile fascia option, it will be mounted in the recess of vertical trim. Each Drive Type units shall have Locking Knob near the drive wheel for manual locking of individual units when a person is using those units. Knob shall be rotated to unlock position when units are to be moved. End stoppers shall be provided to prevent derailment. The nuts & bolts are galvanized / blackodized / Zn Plated. Also total no. of loading levels per understructure shall be 10 for SD2. Label holder - It is an aluminum extrusion of length 396mm for LD/SD and 796mm for TD, fitted on to front cover of body. The Paper is 300GSM matt milky white sticker paper, to be inserted into the aluminum extrusion. The length of paper is 394mm for LD/SD and 794mm for TD. Over that a transparent plastic of corresponding length of 150-200 micron polythene is to be inserted.

Overall Dimensions of LD - Single Last Drive Unit 2 Bay (U/C + Fittings +Drive + Cover) shall be 914mm W x 2950mm H x 457 mm D D. The Construction shall be rigid knock down made out of 0.8 thick CRCA steel conforming to IS : 513 . Each body shall have a main unit plus add on units (1,2,3,4) . Finish shall be Epoxy polyester powder coated thickness of 40 microns . Shelf construction shall be made from CRCA steel 0.8 mm thick IS :513 .Uniformly distributed load capacity of 100 Kg . Undercarriage shall have construction in welded frame made of HR sheet 3 mm thick conforming to IS : 2062. The Movements shall be Drive Type configuration : In case of D2,D3 & D4 movement of units is achieved mechanically through a PU Drive Wheel and Sprocket -Chain-Tensioner arrangement mounted rigidly onto body size. For D2 each movable undercarriage shall be provided with 2 rollers on the shaft for driving , 2 antifriction ball bearing for rolling. The roller assembly comprises of a die-cast step wheel, 2 deep-groove ball bearings and a MS shaft. The step wheel is made of cast steel and is fitted onto the MS shaft using a feather key. The two ball bearings are then fastened on either side of the step wheel using circlips. This entire roller assembly is then snap-fitted into a wheel housing. The wheel housing is fixed in the Uchannel of the understructure using machine screws. This wheel-housing is made of engineering plastic material made by injection-molding process. The entire roller assembly is designed to withstand the maximum loads of the body. Fittings shall be centralized locking arrangement through locking stiffener mounted onto back of single last unit so that it gets locked on channels when all the units are brought together. The Recess handle lock is of Godrej make & placed at suitable height .The 'sprocket-chain' arrangement is covered by a 1 mm thick. CRCA sheet Drive Unit Cover with dimensions 1202mm x 398mm x 87mm and

is fixed onto the side of the body. The PU hand wheel is rigidly fixed at suitable height on side of the body & projects out of cover by another 99.0 mm. Fixed unit (SD) does not have the Drive Unit Cover. When the last unit is twin movable, hinged doors as accessories are provided for the end bodies, so in this case locking stiffener is mounted onto drive unit cover; and with tile fascia option, it will be mounted in the recess of vertical trim. Each Drive Type units shall have Locking Knob near the drive wheel for manual locking of individual units when a person is using those units. Knob shall be rotated to unlock position when units are to be moved. End stoppers shall be provided to prevent derailment. The nuts & bolts are galvanized / blackodized / Zn Plated. Also total no. of loading levels per understructure shall be 10 for SD2. Label holder - It is an aluminum extrusion of length 396mm for LD/SD and 796mm for TD, fitted on to front cover of body. The Paper is 300GSM matt milky white sticker paper, to be inserted into the aluminum extrusion. The length of paper is 394mm for LD/SD and 794mm for TD. Over that a transparent plastic of corresponding length of 150-200 micron polythene is to be inserted.

Overall Dimensions of TD - 2 Nos. of Twin Mobile Drive Unit 2 Bay (U/C+Fittings+Drive +Cover) shall be 914mm W x 2950mm H x 914 mm D The Construction shall be rigid knock down made out of 0.8 thick CRCA steel conforming to IS : 513 . Each body shall have a main unit plus add on units (1,2,3,4) . Finish shall be Epoxy polyester powder coated thickness of 40 microns . Shelf construction shall be made from CRCA steel 0.8 mm thick IS :513 .Uniformly distributed load capacity of 100 Kg . Undercarriage shall have construction in welded frame made of HR sheet 3 mm thick conforming to IS : 2062. The Movements shall be Drive Type configuration : In case of D2,D3 & D4 movement of units is achieved mechanically through a PU Drive Wheel and Sprocket -Chain-Tensioner arrangement mounted rigidly onto body size. For D2 each movable undercarriage shall be provided with 2 rollers on the shaft for driving , 2 antifriction ball bearing for rolling. The roller assembly comprises of a die-cast step wheel, 2 deep-groove ball bearings and a MS shaft. The step wheel is made of cast steel and is fitted onto the MS shaft using a feather key. The two ball bearings are then fastened on either side of the step wheel using circlips. This entire roller assembly is then snap-fitted into a wheel housing. The wheel housing is fixed in the Uchannel of the understructure using machine screws. This wheel-housing is made of engineering plastic material made by injection-molding process. The entire roller assembly is designed to withstand the maximum loads of the body. Fittings shall be centralized locking arrangement through locking stiffener mounted onto back of single last unit so that it gets locked on channels when all the units are brought together. The Recess handle lock is of Godrej make & placed at suitable height .The 'sprocket-chain' arrangement is covered by a 1 mm thk. CRCA sheet Drive Unit Cover with dimensions 1202mm x 398mm x 87mm and is fixed onto the side of the body. The PU hand wheel is rigidly fixed at suitable height on side of the body & projects out of cover by another 99.0 mm. Fixed unit (SD) does not have the Drive Unit Cover. When the last unit is twin movable, hinged doors as accessories are provided for the end bodies, so in this case locking stiffener is mounted onto drive unit

cover; and with tile fascia option, it will be mounted in the recess of vertical trim. Each Drive Type units shall have Locking Knob near the drive wheel for manual locking of individual units when a person is using those units. Knob shall be rotated to unlock position when units are to be moved. End stoppers shall be provided to prevent derailment. The nuts & bolts are galvanized / blackodized / Zn Plated. Also total no. of loading levels per understructure shall be 10 for SD2. Label holder - It is an aluminum extrusion of length 396mm for LD/SD and 796mm for TD, fitted on to front cover of body. The Paper is 300GSM matt milky white sticker paper, to be inserted into the aluminum extrusion. The length of paper is 394mm for LD/SD and 794mm for TD. Over that a transparent plastic of corresponding length of 150-200 micron polythene is to be inserted.

It consists of 'C' section 3 mm thick H R Sheet confirming. to IS:2062/Latest & Square 25.4mm X 2mm thick ERW tube - both connected by screws. Prior to the grouting of the guide channels (Guide channels shall have 'J' section 2 mm thick HR Sheet confirming. to IS:2062/Latest) with the help of raul plug & screw, ensure the ground is level. The rail channels are of 3 lengths i.e., 915mm, 915mm and 1830 mm. (Approx). To maintain the standard quality products bidders/OEM must have following quality Certificates: Valid Factory License, ISO 9001, ISO 14001, ISO 50001 & ISO 45001, AIOTA, IGBC, BIFMA Membership.

69. Mobile Storage Compactor (OPTIMIZER – DRIVE D4 = SD4 + 1 Nos. TD4 + LD4 (Single Static Drive Cover Unit 4 Bay + 1 Twin Mobile Drive Unit 4 Bay + Single Last Drive Unit 4 Bay) (D4 = one main body + 3 add-on's.) (1 Set)



Supply and Installation of Mobile Storage Compactor Overall Dimensions of SD - Single Static Drive Cover Unit 4 Bay, (D4 = one main body + 3 add-on's.) (U/C + Fittings + Cover) shall be 914mm W x 2950mm H x 457 mm D. The Construction shall be rigid knock down

made out of 0.8 thick CRCA steel conforming to IS : 513 . Each body shall have a main unit plus add on units (1,2,3,4) . Finish shall be Epoxy polyester powder coated thickness of 40 microns . Shelf construction shall be made from CRCA steel 0.8 mm thick IS :513 .Uniformly distributed load capacity of 100 Kg. Number of Shelves in Each Section/Cabinet: 6 Shelves/7 Compartments, Undercarriage shall have construction in welded frame made of HR sheet 3 mm thick conforming to IS : 2062. The Movements shall be Drive Type configuration : In case of D2,D3 & D4 movement of units is achieved mechanically through a PU Drive Wheel and Sprocket -Chain-Tensioner arrangement mounted rigidly onto body size. For D2 each movable undercarriage shall be provided with 2 rollers on the shaft for driving , 2 antifriction ball bearing for rolling. The roller assembly comprises of a die-cast step wheel, 2 deep-groove ball bearings and a MS shaft. The step wheel is made of cast steel and is fitted onto the MS shaft using a feather key. The two ball bearings are then fastened on either side of the step wheel using circlips. This entire roller assembly is then snap-fitted into a wheel housing. The wheel housing is fixed in the Uchannel of the understructure using machine screws. This wheel-housing is made of engineering plastic material made by injection-molding process. The entire roller assembly is designed to withstand the maximum loads of the body. Fittings shall be centralized locking arrangement through locking stiffener mounted onto back of single last unit so that it gets locked on channels when all the units are brought together. The Recess handle lock is of Godrej make & placed at suitable height .The 'sprocket-chain' arrangement is covered by a 1 mm thk. CRCA sheet Drive Unit Cover with dimensions 1202mm x 398mm x 87mm and is fixed onto the side of the body. The PU hand wheel is rigidly fixed at suitable height on side of the body & projects out of cover by another 99.0 mm. Fixed unit (SD) does not have the Drive Unit Cover. When the last unit is twin movable, hinged doors as accessories are provided for the end bodies, so in this case locking stiffener is mounted onto drive unit cover; and with tile fascia option, it will be mounted in the recess of vertical trim. Each Drive Type units shall have Locking Knob near the drive wheel for manual locking of individual units when a person is using those units. Knob shall be rotated to unlock position when units are to be moved. End stoppers shall be provided to prevent derailment. The nuts & bolts are galvanized / blackodized / Zn Plated. Also total no. of loading levels per understructure shall be 10 for SD2. Label holder - It is an aluminum extrusion of length 396mm for LD/SD and 796mm for TD, fitted on to front cover of body. The Paper is 300GSM matt milky white sticker paper, to be inserted into the aluminum extrusion. The length of paper is 394mm for LD/SD and 794mm for TD. Over that a transparent plastic of corresponding length of 150-200 micron polythene is to be inserted.

Overall Dimensions of LD4 - Single Last Drive Unit 4 Bay, (D4 = one main body + 3 add-on's.) (U/C + Fittings +Drive + Cover) shall be 914mm W x 2950mm H x 457 mm D. The Construction shall be rigid knock down made out of 0.8 thick CRCA steel conforming to IS : 513 . Each body shall have a main unit plus add on units (1,2,3,4) . Finish shall be Epoxy polyester powder coated thickness of 40 microns . Shelf construction shall be made from

CRCA steel 0.8 mm thick IS :513 .Uniformly distributed load capacity of 100 Kg . Undercarriage shall have construction in welded frame made of HR sheet 3 mm thick conforming to IS : 2062. The Movements shall be Drive Type configuration : In case of D2,D3 & D4 movement of units is achieved mechanically through a PU Drive Wheel and Sprocket -Chain-Tensioner arrangement mounted rigidly onto body size. For D2 each movable undercarriage shall be provided with 2 rollers on the shaft for driving , 2 antifriction ball bearing for rolling. The roller assembly comprises of a die-cast step wheel, 2 deep-groove ball bearings and a MS shaft. The step wheel is made of cast steel and is fitted onto the MS shaft using a feather key. The two ball bearings are then fastened on either side of the step wheel using circlips. This entire roller assembly is then snap-fitted into a wheel housing. The wheel housing is fixed in the Uchannel of the understructure using machine screws. This wheel-housing is made of engineering plastic material made by injection-molding process. The entire roller assembly is designed to withstand the maximum loads of the body. Fittings shall be centralized locking arrangement through locking stiffener mounted onto back of single last unit so that it gets locked on channels when all the units are brought together. The Recess handle lock is of Godrej make & placed at suitable height .The 'sprocket-chain' arrangement is covered by a 1 mm thick. CRCA sheet Drive Unit Cover with dimensions 1202mm x 398mm x 87mm and is fixed onto the side of the body. The PU hand wheel is rigidly fixed at suitable height on side of the body & projects out of cover by another 99.0 mm. Fixed unit (SD) does not have the Drive Unit Cover. When the last unit is twin movable, hinged doors as accessories are provided for the end bodies, so in this case locking stiffener is mounted onto drive unit cover; and with tile fascia option, it will be mounted in the recess of vertical trim. Each Drive Type units shall have Locking Knob near the drive wheel for manual locking of individual units when a person is using those units. Knob shall be rotated to unlock position when units are to be moved. End stoppers shall be provided to prevent derailment. The nuts & bolts are galvanized / blackodized / Zn Plated. Also total no. of loading levels per understructure shall be 10 for SD2. Label holder - It is an aluminum extrusion of length 396mm for LD/SD and 796mm for TD, fitted on to front cover of body. The Paper is 300GSM matt milky white sticker paper, to be inserted into the aluminum extrusion. The length of paper is 394mm for LD/SD and 794mm for TD. Over that a transparent plastic of corresponding length of 150-200 micron polythene is to be inserted.

Overall Dimensions of TD4 - 1 Nos. of Twin Mobile Drive Unit 4 Bay, (D4 = one main body + 3 add-on's.) (U/C+Fittings+Drive +Cover) shall be 914mm W x 2950mm H x 914 mm D The Construction shall be rigid knock down made out of 0.8 thick CRCA steel conforming to IS : 513 . Each body shall have a main unit plus add on units (1,2,3,4) . Finish shall be Epoxy polyester powder coated thickness of 40 microns . Shelf construction shall be made from CRCA steel 0.8 mm thick IS :513 .Uniformly distributed load capacity of 100 Kg . Undercarriage shall have construction in welded frame made of HR sheet 3 mm thick conforming to IS : 2062. The Movements shall be Drive Type configuration : In case of

D2,D3 & D4 movement of units is achieved mechanically through a PU Drive Wheel and Sprocket -Chain-Tensioner arrangement mounted rigidly onto body size. For D2 each movable undercarriage shall be provided with 2 rollers on the shaft for driving , 2 antifriction ball bearing for rolling. The roller assembly comprises of a die-cast step wheel, 2 deep-groove ball bearings and a MS shaft. The step wheel is made of cast steel and is fitted onto the MS shaft using a feather key. The two ball bearings are then fastened on either side of the step wheel using circlips. This entire roller assembly is then snap-fitted into a wheel housing. The wheel housing is fixed in the Uchannel of the understructure using machine screws. This wheel-housing is made of engineering plastic material made by injection-molding process. The entire roller assembly is designed to withstand the maximum loads of the body. Fittings shall be centralized locking arrangement through locking stiffener mounted onto back of single last unit so that it gets locked on channels when all the units are brought together. The Recess handle lock is of Godrej make & placed at suitable height .The 'sprocket-chain' arrangement is covered by a 1 mm thk. CRCA sheet Drive Unit Cover with dimensions 1202mm x 398mm x 87mm and is fixed onto the side of the body. The PU hand wheel is rigidly fixed at suitable height on side of the body & projects out of cover by another 99.0 mm. Fixed unit (SD) does not have the Drive Unit Cover. When the last unit is twin movable, hinged doors as accessories are provided for the end bodies, so in this case locking stiffener is mounted onto drive unit cover; and with tile fascia option, it will be mounted in the recess of vertical trim. Each Drive Type units shall have Locking Knob near the drive wheel for manual locking of individual units when a person is using those units. Knob shall be rotated to unlock position when units are to be moved. End stoppers shall be provided to prevent derailment. The nuts & bolts are galvanized / blackodized / Zn Plated. Also total no. of loading levels per understructure shall be 10 for SD2. Label holder - It is an aluminum extrusion of length 396mm for LD/SD and 796mm for TD, fitted on to front cover of body. The Paper is 300GSM matt milky white sticker paper, to be inserted into the aluminum extrusion. The length of paper is 394mm for LD/SD and 794mm for TD. Over that a transparent plastic of corresponding length of 150-200 micron polythene is to be inserted.

It consists of 'C' section 3 mm thick H R Sheet confirming. to IS:2062/Latest & Square 25.4mm X 2mm thick ERW tube - both connected by screws. Prior to the grouting of the guide channels (Guide channels shall have 'J' section 2 mm thick HR Sheet confirming. to IS:2062/Latest) with the help of raul plug & screw, ensure the ground is level. The rail channels are of 3 lengths i.e., 915mm, 915 mm and 2745 mm. (Approx). To maintain the standard quality products bidders/OEM must have following quality Certificates: Valid Factory License, ISO 9001, ISO 14001, ISO 50001 & ISO 45001, AIOTA, IGBC, BIFMA Membership.

70. Refrigerators (300 Liter)



Supply and Installation of Refrigerator with Storage Volume (NET CAPACITY) (Liters): 300 Liters, Type Of Door: Double Door, Method Of Defrosting: Frost Free, Coil Material: Copper (Cu), Type Of Finish: Metallic, Color: As per buyer choice, BEE Star Rating As On Date(Central Ministries:: Departments While Procuring Shall Ensure That The Items Carry 3 Star Or Higher Star Rating Of BEE): 3 Star, Name of Brand : LG/Samsung, Refrigerator as approved by engineer in-charge/employer.

71. Wooden Under counter storage



Providing & Fixing of under counter storage, Storage depth shall be 450-480 mm D, The Construction of under counter storage shall be 18mm Thick ISI marked Commercial plywood (Moisture Resistant grade plywood) faced with 1.0 mm thick laminate on both sides of approved shade with All Exposed edges to be sealed with 2mm thick PVC edge band and 0.8mm thick PVC edge-banding tape pressed at 200o C to be applied on Non-exposed edges with the help of hot-melt glue through fit edge-banding machines. The Edge-banding of exposed area to be done in the way that there should not be any sharp edge or corner left after processing. All the exposed edges should have buffing radius of 1.5 to 2mm without affecting aesthetic value of the panel. Two door with single lock on RH door. Locking shall be 10 lever cam lock lever at the top of the door. Shelving shall be Height wise adjustable shelf 1 no. Uniformly distributed load capacity of 40 Kg UDL . The doors shall be made from 18mm Thick ISI marked Commercial plywood (Moisture Resistant grade plywood) faced with 1.0 mm thick laminate on both sides of approved shade. All edges shall be duly sealed with 2 mm thick. PVC edge banding. All Hardware (Handles, Slides ,Hinges, locks, sliding channel etc) make hettich/ebco or as approved by engineer in-charge/employer. Commercial plywood Board/laminate Make: century/action tesa/green lam/or as approved by engineer in-charge. under counter storage as approved by engineer in-charge/employer. To maintain the standard quality products bidders/OEM must have following quality Certificates: Valid Factory License, ISO 9001, ISO 14001, ISO 50001 & ISO 45001, AIOTA, IGBC, BIFMA Membership and Green Pro (CII) of offered product.

BUGETARY QUOTATION

Supply, Installation testing and commissioning of Office Furniture items for Advanced Neuroscience, PGIMER, Chandigarh, Punjab

Reference No.

HSCC/PGIMER-Chandigarh/Office Furniture/2024

Name of Manufacturer/Bidder

**Address & Contact Details of the
Manufacturer/Bidder submitting the**

S. No.	Name of Items	Unit	Total Quantity	Rate Per Unit (In Rs.) with inclusive of All Taxes & Duties and 3 Years Warranty	Amount (In Rs)with inclusive of All Taxes & Duties and 3 Years Warranty
1	Stainless steel chair	Each	394		
2	3 seater Waiting chairs	Each	233		
3	Mid Back chair	Each	521		
4	Computer table	Each	56		
5	Almirah	Each	160		
6	Lockers (8 Locker in Each set)	Each	33		
7	Sofa cum bed	Each	21		
8	High Back Chair	Each	172		
9	Visitor Chair	Each	57		
10	Work Table	Each	47		
11	Office Table with Return Unit	Each	104		
12	Steel Almirah Small	Each	31		

BUGETARY QUOTATION

Supply, Installation testing and commissioning of Office Furniture items for Advanced Neuroscience, PGIMER, Chandigarh, Punjab

Reference No.

HSCC/PGIMER-Chandigarh/Office Furniture/2024

Name of Manufacturer/Bidder

**Address & Contact Details of the
Manufacturer/Bidder submitting the**

S. No.	Name of Items	Unit	Total Quantity	Rate Per Unit (In Rs.) with inclusive of All Taxes & Duties and 3 Years Warranty	Amount (In Rs)with inclusive of All Taxes & Duties and 3 Years Warranty
13	4 seater Canteen Table	Each	6		
14	Canteen Chair	Each	38		
15	3 Seater Sofa	Each	23		
16	2 Seater Sofa	Each	40		
17	Center Table	Each	75		
18	Corner Table	Each	18		
19	Computer Work Station	Each	39		
20	Over Head Storage	Each	28		
21	Book Case (4 shelves)	Each	40		
22	Desklet class room chair	Each	302		
23	Confrence Table 6 Seater	Each	3		
24	Wooden Podium	Each	1		
25	4 Seater Reading Table	Each	9		

BUGETARY QUOTATION

Supply, Installation testing and commissioning of Office Furniture items for Advanced Neuroscience, PGIMER, Chandigarh, Punjab

Reference No.		HSCC/PGIMER-Chandigarh/Office Furniture/2024			
Name of Manufacturer/Bidder					
Address & Contact Details of the Manufacturer/Bidder submitting the					
S. No.	Name of Items	Unit	Total Quantity	Rate Per Unit (In Rs.) with inclusive of All Taxes & Duties and 3 Years Warranty	Amount (In Rs)with inclusive of All Taxes & Duties and 3 Years Warranty
26	Round Canteen Table 4 Seater	Each	20		
27	Meeting Table (18 Seater) with Table Top Podium	Each	2		
28	Wooden Credenza	Each	2		
29	Wooden Almirah	Each	47		
30	Mirror	Each	13		
31	Nurse Visitor Chair	Each	30		
32	Work station chair	Each	11		
33	Rack For OT Table	Each	14		
34	4 Door Personal Locker Unit 4 locker in one set	Each	60		
35	2 Door Personal Locker Unit 2 locker in one set	Each	30		

BUGETARY QUOTATION

Supply, Installation testing and commissioning of Office Furniture items for Advanced Neuroscience, PGIMER, Chandigarh, Punjab

Reference No.

HSCC/PGIMER-Chandigarh/Office Furniture/2024

Name of Manufacturer/Bidder

**Address & Contact Details of the
Manufacturer/Bidder submitting the**

S. No.	Name of Items	Unit	Total Quantity	Rate Per Unit (In Rs.) with inclusive of All Taxes & Duties and 3 Years Warranty	Amount (In Rs)with inclusive of All Taxes & Duties and 3 Years Warranty
36	Transporation Rehra	Each	5		
37	Patient Samman Trolley	Each	10		
38	Wooden Foot Step (Small)	Each	5		
39	Wooden Foot Step (medium)	Each	5		
40	Shoe Rack (4 Shelves)	Each	11		
41	Scrub Rack	Each	3		
42	Executive office Table (1650 mm)	Each	10		
43	Confrence Table 12 Seater	Each	1		
44	Confrence Chair	Each	8		
45	Doctor Chair Visitor	Each	10		
46	Steel Stool With Cushion	Each	10		
47	Computer Table with side Unit	Each	5		

BUGETARY QUOTATION

Supply, Installation testing and commissioning of Office Furniture items for Advanced Neuroscience, PGIMER, Chandigarh, Punjab

Reference No.

HSSC/PGIMER-Chandigarh/Office Furniture/2024

Name of Manufacturer/Bidder

**Address & Contact Details of the
Manufacturer/Bidder submitting the**

S. No.	Name of Items	Unit	Total Quantity	Rate Per Unit (In Rs.) with inclusive of All Taxes & Duties and 3 Years Warranty	Amount (In Rs)with inclusive of All Taxes & Duties and 3 Years Warranty
48	Reception Desk	Each	3		
49	High End office Table	Each	1		
50	High Back Chair	Each	1		
51	High Back Visitor Chair	Each	4		
52	Fly Killer	Each	2		
53	Notice Board with door	Each	2		
54	Writig white board	Each	1		
55	Water Purifier	Each	1		
56	Plastic Chair	Each	26		
57	Table (2.4 mx 1.2 m) Stainless steel	Each	2		
58	Table (1.2 mx 0.60 m) Stainless steel	Each	5		

BUGETARY QUOTATION

Supply, Installation testing and commissioning of Office Furniture items for Advanced Neuroscience, PGIMER, Chandigarh, Punjab

Reference No.

HSCC/PGIMER-Chandigarh/Office Furniture/2024

Name of Manufacturer/Bidder

**Address & Contact Details of the
Manufacturer/Bidder submitting the**

S. No.	Name of Items	Unit	Total Quantity	Rate Per Unit (In Rs.) with inclusive of All Taxes & Duties and 3 Years Warranty	Amount (In Rs)with inclusive of All Taxes & Duties and 3 Years Warranty
59	Stainless Steel Almirha	Each	12		
60	Book Shelves Stainless steel	Each	2		
61	Personal Locker Unit (6 Locker in Each Set)	Each	45		
62	Committee Room Chair	Each	30		
63	Steel Almirah with Glass Door	Each	20		
64	Metal Shelving Rack	Each	40		
65	Pinup Notice/display board	Each	2		

BUGETARY QUOTATION

Supply, Installation testing and commissioning of Office Furniture items for Advanced Neuroscience, PGIMER, Chandigarh, Punjab

Reference No.

HSSC/PGIMER-Chandigarh/Office Furniture/2024

Name of Manufacturer/Bidder

**Address & Contact Details of the
Manufacturer/Bidder submitting the**

S. No.	Name of Items	Unit	Total Quantity	Rate Per Unit (In Rs.) with inclusive of All Taxes & Duties and 3 Years Warranty	Amount (In Rs)with inclusive of All Taxes & Duties and 3 Years Warranty
66	Mobile Storage Compactor (OPTIMIZER DRIVE – D2 = SD2 +5 Nos. TD2 + LD2 (Single Static Drive Cover Unit 2 Bay + 5 Twin Mobile Drive Unit 2 Bay + Single Last Drive Unit 2 Bay) (D2 = one main body + 1 add-on's.) (2 Set)	Each	24		
67	Mobile Storage Compactor (OPTIMIZER DRIVE – D2 = SD3 +4 Nos. TD3 + LD3 (Single Static Drive Cover Unit 3 Bay + 4 Twin Mobile Drive Unit 3 Bay + Single Last Drive Unit 3 Bay) (D3 = one main body + 2 add-on's.) (3 Set)	Each	30		

BUGETARY QUOTATION

Supply, Installation testing and commissioning of Office Furniture items for Advanced Neuroscience, PGIMER, Chandigarh, Punjab

Reference No.

HSSC/PGIMER-Chandigarh/Office Furniture/2024

Name of Manufacturer/Bidder

**Address & Contact Details of the
Manufacturer/Bidder submitting the**

S. No.	Name of Items	Unit	Total Quantity	Rate Per Unit (In Rs.) with inclusive of All Taxes & Duties and 3 Years Warranty	Amount (In Rs)with inclusive of All Taxes & Duties and 3 Years Warranty
68	Mobile Storage Compactor (OPTIMIZER DRIVE – D2 = SD2 +2 Nos. TD2 + LD 2 (Single Static Drive Cover Unit 2 Bay + 2 Nos. Twin Mobile Drive Unit 2 Bay + Single Last Drive Unit 2 Bay) (D2 = one main body + 1 add-on's.) (2 Set)	Each	12		
69	Mobile Storage Compactor (OPTIMIZER – DRIVE D4 = SD4 + 1 Nos. TD4 + LD4 (Single Static Drive Cover Unit 4 Bay + 1 Twin Mobile Drive Unit 4 Bay + Single Last Drive Unit 4 Bay) (D4 = one main body + 3 add-on's.) (1 Set)	Each	16		
70	Refrigerators (300 Liter)	Each	2		
71	Wooden Under counter storage	Sqmt.	100		
Total Amount In Rs.					0